



PRASAR BHARATI
BALANCE SHEET AS AT 31.03.2013

SCHEDULE	Rs	
	As at 31-Mar-13	As at 31-Mar-12
CORPUS/CAPITAL FUND AND LIABILITIES		
Corpus/Capital Fund	1	
Reserves and Surplus	2	-
Earmarked/Endowment Funds	3	0
Secured Loan	4	-
Unsecured Loan	5	66301872000
Deferred Credit Liabilities	6	-
Current Liabilities and Provisions	7	67678775530
TOTAL	133980647530	168609674466
ASSETS		
Fixed Assets	8	11305775467
Capital Work-in progress	8	6069410466
Investments (I) Earmarked/Endowment Funds	9	-
(ii) Others	10	-
Current Assets, Loans and Advances	11	18634614256
Miscellaneous Expenditure		-
Deficit as per Income & Expenditure Account		97970847341
TOTAL	133980647530	168609674466

SIGNIFICANT ACCOUNTING POLICES 25
CONTINGENT LIABILITIES AND NOTES
ON ACCOUNTS 26


Jawhar Sircar
Chief Executive Officer
Place: New Delhi
Dated


B.B. Pandit
Member (F)



J.P.S. Chawla
ADG (B&A)

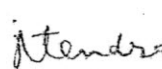
PRASAR BHARATI
INCOME AND EXPENDITURE ACCOUNT FOR THE YEAR ended 31 March 2013

Schedule	Rs	
	FOR THE YEAR ENDED 31 MARCH 13	FOR THE YEAR ENDED 31 MARCH 12
INCOME		
Income from Sales/ Services 12	12833110110	11928650679
Grants /subsidies 13	17290000000	12698465347
Fees/subscriptions 14	48231470	31867011
Income from Investments (income on investments from earmarked/endow. Funds transferred to Funds) 15	-	-
Income from Royalty, Publications etc 16	-	-
Interest Earned 17	644722709	1045420169
Other Income 18	1767629134	1793057676
	-	-
TOTAL A	32583693423	27497460882
EXPENDITURE		
Establishment Expenses 19	18313522227	16605845053
Other Administrative Expenses 20	8287911903	7461293465
Programme related Expenses 21	6028376761	4886541648
Expenditure on Grants & subsidy 22	-	-
Interest 23	6154554891	5999261268
Depreciation 8	1960819127	1800820125
TOTAL B	40745184909	36753761559
Balance being excess of Expenditure over Income (A-B)	-8161491486	-9256300677
Add: Prior period Adjustments & Exceptional items 24	45757781667	-96703935
Add: Balance brought forward from previous year	-135567137522	-126214132910
BALANCE BEING DEFICIT CARRIED OVER TO BALANCE SHEET	-97970847341	-135567137522

SIGNIFICANT ACCOUNTING POLICES 25
CONTINGENT LIABILITIES AND NOTES
ON ACCOUNTS 26


Jawhar Sircar
Chief Executive Officer
Place: New Delhi
Dated


B.B. Pandit
Member (F)


J.P.S. Chawla
ADG (B&A)

PR. AR BHARATI
SCHEDULES FORMING PART OF BALANCE SHEET AS AT 31.03.2013

SCHEDULE 1- CORPUS/CAPITAL FUND:

Balance as at the beginning of the year
Add: Grants -In-Aid received during the year.
Balance Corpus/Capital Fund
Income and Expenditure Account

BALANCE AS AT THE YEAR END

Rs	Rs
As at 31.03.13	As at 31.03.12
-	-
-	-
-	-
-	-
-	-
-	-

SCHEDULE 2- RESERVES AND SURPLUS

1.Capital Reserve:

As per last account
Additions during the year
Total

-	-
-	-
-	-

2.General Reserve

As per last account
Addition during the year
Less: Deductions during the year
Total

-	-
-	-
-	-
-	-
-	-

SCHEDULE 3- EARMARKED/ENDOWMENT FUNDS

CAPITAL ASSETS FUNDS

a) Opening Balance of the funds
b)Add to the Funds: Amounts transferred from Grants/Corpus/Capital Fund for meeting
Capital Expenditure/Advances
(Adjustment carried as per Schedule 26, Note 17 of Notes to Accounts)
NET BALANCE AS AT THE YEAR END

32216474883	28972740230
	3243734653
-32216474883	-
0	32216474883

SCHEDULE 4- SECURED LOANS AND BORROWINGS:

-	-
-	-

Jawhar Sircar
Chief Executive Officer

B.B. Pandit
Member (F)

J.P.S. Chawla
ADG (B&A)

PRAGATI BHARATI
SCHEDULES FORMING PART OF BALANCE SHEET AS AT 31.03.2013

	Rs As at 31.03.13	Rs As at 31.03.12
SCHEDULE 5- UNSECURED LOANS		
1. Loan In Perpetuity	42580802000	42580802000
2. Central Government	-	-
3. Capital Loan from Ministry of I&B	12533520000	11567570000
4. Repayment of Loan due but not paid	9558350000	7464000000
5. Interest free Loan for CWG 2010	1629200000	1629200000
TOTAL	66301872000	63241572000

SCHEDULE 6- DEFERRED CREDIT LIABILITIES:

-	-
---	---

SCHEDULE 7- CURRENT LIABILITIES AND PROVISIONS

-	-
---	---

A. Current Liabilities

Advances received- against deposit work	1172387899	1157346593
Deposits, earnest money, caution money/security deposits	586765761	534293964
Interest on Loan in Perpetuity	38748529820	35767873680
Interest on Capital Loan	16119290390	13480500000
Penal Interest On Interest/principal due	2189424364	1669600000
Other current liabilities -recoveries from salary and wages and others	4357648	4357648
Salary accrued for the Month of March	1413377000	1363035000
Income tax/Sales tax deducted at source		
Remittances to/from HQ/DDOs in transit/reconciliation's	3156571626	3185114018
Total A	63390704508	57162120903

(Refer Schedule 26, Note 7 & 10 of Notes to Accounts)

B Provisions

For Spectrum/Space Segment expense	1961100000	13829100000
For other expenses(including CAG Audit Fee etc.)	2326971022	2160406680

(Refer Schedule 26, Note 15 of Notes to Accounts)

Total B	4288071022	15989506680
Total A+B	67678775530	73151627583

Jawhar Sircar
Chief Executive Officer

B.B. Pandit
Member (F)

J.P.S. Chawla
ADG (B&A)

SCHEDULES FORMING PART OF BALANCE SHEET AS AT 31.03.2013

SCHEDULE 8- FIXED ASSETS

DESCRIPTION	GROSS BLOCK				Depreciation		Net Block	Net Block
	Cost as on Ist April'12	Additions/ Transfers from civil wings during the year	Deductions/ transfers/ disposal reclassification during the year	Cost at the year end 31.03.13	For the year	Cumulative upto to the year	As at 31st Mar' 2013	As at 31st Mar' 2012
A. Fixed Assets			**					
1. Land	15280761			15280761			15280761	15280761
2. Buildings	178063150	1236694073		1414757223	77329395	92271481	1322485742	163121064
Others								
3. Plant Machinery & Equipments								
a) Studios	22785767145	1398911850		24184678995	636184009	20424807628	3759871366	2997143526
b) Transmitters	33160961217	1163092149		34324053366	732889257	30579351461	3744701905	3314499013
c) Machinery/Equipments	2377798461	1922661196		4300459657	800570189	2054682007	2245777650	1123686642
d) Electrical Installations	49150843	2058346		51209189	2007201	10848467	40360723	40309578
4. Vehicles	73439877	3500		73443377	3184915	70677464	2765913	5947327
5. Furniture, Fixtures	132161795	17556046		149717841	8808740	55553355	94164486	85417180
6. Office Equipments	165317711	7186408		172504120	11073535	141368676	31135444	35022571
7. Computers	169652971	22160069		191813040	18339732	162507274	29305765	25485429
8 Other fixed assets								
Capital Expenditure on various schemes	9970061214			9970061214	80345370	9950135501	19925713	100271083
Total of Current Year (A)	69077655145	5770323637		74847978782	2370732343	63542203315	11305775467	7906184173
B CAPITAL WORK-IN-PROGRESS								
Total(B)	7980409306	-1910998840		6069410466			6069410466	7980409306
TOTAL	77058064451	3859324797		80917389248	2370732343	63542203315	17375185933	15886593479
Previous Year	73814329798	3243734653		77058064451	1800820125	61171470972	15886593479	

(From CWIP assets worth Rs. 2855970747 capitalised and depreceation of Rs. 595568822 on these assets also charged as per Note 10 of Schedule -26.)
(CWIP is also increased by Rs.944971907 during the year)

Jawhar Sircar
Chief Executive Officer

B.B. Pandit
Member (F)

J.P.S. Chawla
ADG (B&A)

Place: New Delhi
Dated

PRA R BHARATI
SCHEDULES FORMING PART OF BALANCE SHEET AS AT 31.03.2013

	Rs As at 31.03.13	Rs As at 31.03.12
SCHEDULE 9- INVESTMENTS FROM EARMARKED/ENDOWMENT FUNDS		
1. In Government Securities	-	-
2. Other approved securities	-	-
3. Other	-	-
Total	-	-
SCHEDULE 10- INVESTMENTS-OTHER		
1. In government Securities	-	-
2. Other approved securities	-	-
3. Others	-	-
Total	-	-
SCHEDULE 11- CURRENT ASSETS, LOANS AND ADVANCES ETC		
A. CURRENT ASSETS:		
Inventories	124937564	124937564
Sundry Debtors- Good	2012211120	2646038636
Sundry Debtors- Doubtful	533798282	-
Cash Balance in hand/Imprest	30058237	36164118
Bank Balance With Scheduled Banks	-	-
on current accounts	6940027511	1502672809
on Collection accounts	44260403	34890295
on Deposit account and other FDRs	5466402766	8749391008
with Various offices	2992061375	3524854620
with CP Fund A/c	4096241	4762470
Total (A)	18147853499	16623711520
B. Loans/advances	-	-
1. Loans/advances	-	-
Staff	170205936	166198306
Others-departmental	160254598	160254598
Suspense account	-	-
2. Advances and other amounts recoverable in cash or in kind or for value to be received	-	-
On capital account	-	-
Prepayment	-	-
Others	-	-
3. Interest Accrued:	-	-
On investments from Earmarked/endowment funds	-	-
On Term Deposits with Scheduled Banks	101091058	175910244
Others	-	-
4. TDS & Income Tax paid	55209165	29868797
Total (B)	486760757	532231945
Total (A)+(B)	18634614256	17155943465

Jawhar Sircar
Chief Executive Officer

B.B. Pandit
Member (F)

J.P.S. Chawla
ADG (B&A)

PRAJAR BHARATI
SCHEDULES FORMING PART OF BALANCE SHEET AS AT 31.03.2013

	Rs 2012-13	Rs 2011-12
SCHEDULE 12- INCOME FROM SALES/SERVICES		
Income from services		
AIR and DD (Commercial revenue)	12822222264	12290170941
Deduct: Share of other agencies	0	375201088
Add: Sales of CD/VCD	10887846	13680826
	-	-
Total	12833110110	11928650679


SCHEDULE 13- GRANTS /SUBSIDIES		
Add: Grants -In-Aid received during the year from Govt. Of India, Ministry of I&B -Plan.	790000000	1318700000
Add: Grants -In-Aid received during the year from Govt. Of India, Ministry of I&B -Non-Plan.	16500000000	14623500000
Add: Grants-In-Aid received during the year for Common wealth Games.	0	0
Add: Grants-In-Aid carry forward from previous year	0	0
Deduct: Transferred to Capital Assets Fund		3243734653
Deduct: Unspent balance of Grant in aid for Common Wealth Games	-	-
Deduct: Unspent balance of Grant in aid received from Govt. Of India, Ministry of I&B -Plan.	-	-
Total	17290000000	12698465347


SCHEDULE 14-FEES/SUBSCRIPTIONS		
Professional/Consultancy services fee	48231470	31867011
Deduct: Share of other agencies	-	-
Total	48231470	31867011


SCHEDULE 15-INCOME FROM INVESTMENTS		
Interest on Fixed Deposits	Investments from Earmarked Funds	Investments from Earmarked Funds
Total		

SCHEDULE 16-INCOME FROM ROYALTY, PUBLICATIONS ETC

SCHEDULE 17 INTEREST EARNED		
On Term Deposits with Scheduled Banks	576984109	898023029
On others like employees advances etc.	28904859	49196432
Interest on debtors and other receivables	38833741	98200708
Total	644722709	1045420169


Jawhar Sircar
Chief Executive Officer


B.B. Pandit
Member (F)


J.P.S. Chawla
ADG (B&A)

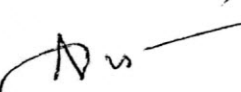
PRA R BHARATI
SCHEDULES FORMING PART OF BALANCE SHEET AS AT 31.03.2013


	Rs 2012-13	Rs 2011-12
SCHEDULE 18- OTHER INCOME		
A. Other Receipts including Fees from Towers/staff quarters		
a) License Fees from Towers	511950550	462974026
b) License Fees from Staff Quarters	28823258	47017180
c) DTH Income	1006310555	941300000
d) Others	179821588	272103705
Total A	1726905951	1723394911
B. Profit on Sales/disposal of assets	-	-
a) Owned Assets	121355	440828
b) Assets acquired out of grants, or received free of cost	72600	0
c) Assets acquired prior to 1.4.2000	40529228	69221937
Total B	40723183	69662765
Total (A+B)	1767629134	1793057676

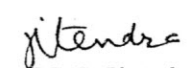
SCHEDULE 19- ESTABLISHMENT AND OTHER ADMINISTRATIVE EXPENSES

	Rs	Rs	Rs	Rs
	2012-13			2011-12
	Plan	Non Plan	Total	Total
Establishment Expenses				
a) Salaries & Wages	-	16160939164	16160939164	14564030691
b) Allowances and Bonus	-	620643702	620643702	576688639
c) Contribution to CPF	-	332948	332948	343803
d) Expenses on Employee's retirement/ terminal exp/Pension etc.	-	1308666311	1308666311	1275102901
e) Staff Welfare expenses	-	2978071	2978071	1986609
f) Others including Medical	-	219962031	219962031	187692410
Total	-	18313522227	18313522227	16605845053

(Refer Schedule 26, Note 9 of Notes to Accounts)

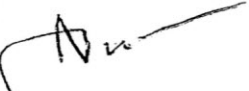

Jawhar Sircar
Chief Executive Officer



B.B. Pandit
Member (F)



J.P.S. Chawla
ADG (B&A)

SCHEDULE 20- OTHER ADMINISTRATIVE EXPENSES

	Rs	Rs	Rs	Rs
	2012-13			2011-12
	Plan	Non Plan	Total	Total
Electricity and Power		2332219647	2332219647	1985515213
Water charges		49400187	49400187	33633363
Insurance on plant & Machinery		15991	15991	3710
Repairs and Maintenance on Plant & Machinery	484093	80608975	81093068	4612911
Insurance on land and Buildings			0	-
Rent, Rates and taxes	3532967	151640275	155173242	137596333
Repairs and Maintenance of vehicles		335831719	335831719	267251562
Postage, telephone and communication charges	1189233	117784310	118973543	112127030
Printing and Stationery	5535107	101406856	106941963	90906291
Traveling & Conveyance expenses- local	32132551	274144576	306277127	286366849
Traveling -Foreign		6145778	6145778	7550635
Scholarship Stipends		8891395	8891395	6699854
Auditors remunerations		3319164	3319164	3619027
Hospitality Expenses		9623955	9623955	7954692
Professional charges	9490036	794609458	804099494	715847757
Bad and doubtful debt/advances Provisions			0	-
Irrecoverable balances written off			0	-
Advertisement and Publicity	337563	115046198	115383761	6941110
Bank Charges		2088058	2088058	349675
Supplies & material consumables	2624057	573925755	576549812	448999142
Other administrative expenses	39631015	500926050	540557065	512489802
Minor works and mach. & equipments and tools	263213971	945302461	1208516432	1217650207
Service Tax		1526797073	1526797073	1615177523
Sales tax		13429	13429	779
			0	-
Total	358170593	7929741310	8287911903	7461293465


Jawhar Sircar
Chief Executive Officer


B.B. Pandit
Member (F)


J.P.S. Chawla
ADG (B&A)

SCHEDULE 21-PROGRAMME RELATED EXPENSES

	Rs	Rs	Rs	Rs
	2012-13			2011-12
	Plan	Non Plan	Total	Total
Royalty	6329165	412257531	418586696	130017213
Payment to UNI/PTI		238643971	238643971	138106392
Commissioning of Programme Soft Wares exp.	65688774	998811423	1064500197	1296649802
Panam Satellite expenses		311921824	311921824	315377051
Sport Events Expenses		47165756	47165756	136487814
Payment to Artists	58972389	1259096744	1318069133	1000094796
Other programme expenses	1453228	466902772	468356000	199964345
J&K Package	259338572		259338572	654581158
N.E. Package	138302492	32482820	170785312	234788077
Spectrum & Space Segment Charges		1727934300	1727934300	778900000
Common Wealth Games	0	3075000	3075000	1575000
Total	530084620	5498292141	6028376761	4886541648

SCHEDULE 22- EXPENDITURE ON GRANTS, SUBSIDIES ETC

	Plan	Non Plan	Total	Total
	2012-13			2011-12
Expenditure on grants	-	-	-	-

SCHEDULE 23- INTEREST EXPENSES

	Plan	Non Plan	Total	Total
	2012-13			2011-12
Interest on Loan- Central Government	-	2638790390	2638790390	1479073356
Interest on Loan in Perpetuity	-	2980656140	2980656140	2980656140
Other Penal Interest etc	-	519824364	519824364	232014677
Other Finance charges	-	15283997	15283997	1307517095
Total interest	-	6154554891	6154554891	5999261268

(Refer Schedule 26, Note 7 of Notes to Accounts)

SCHEDULE 24- PRIOR PERIOD ADJUSTMENTS & EXCEPTIONAL ITEMS

	Plan	Non Plan	Total	Total
	2012-13			2011-12
Prior period Expenses- Refund of Grant		25680000	25680000	73720187
Capital Assets Fund write back		-32216474883	-32216474833	
Reconciliation of Remittances in transit		-481500000	-481500000	
Spectrum/space charges provision write back a	-	-13495400000	-13495400000	
Depreciation on Fixed assets capitalized from CWIP		409913216	409913216	
Prior year exp-Sport event	-			22983748
Total	-	-45757781667	-45757781617	96703935

(Refer Schedule 26, Note 10, 15 & 17 of Notes to Accounts and Schedule 8)

Jawhar Sircar
Chief Executive Officer

B.B. Pandit
Member (F)

J.P.S. Chawla
ADG (B&A).

SCHEDULE 25- SIGNIFICANT ACCOUNTING POLICIES

1.Method of accounting

The accounts of the Corporation are prepared under the historical cost convention using the accrual method of accounting. On this basis revenue and related assets are recognised when earned and expenses are recognised when the obligation is incurred.

2.Inventory Valuation

Stores and Spares (including machinery spares) are valued at cost.

3.Fixed Assets

Fixed assets are stated at transfer amount in respect of assets transferred to Prasar Bharti and the corresponding credit is to " Loan In Perpetuity".

Transfer of Assets by the Central Government are subject to actual valuation and verifications.

In respect of capital expenditure incurred on different Plan schemes undertaken by AIR and DD all related & associated expenses are capitalized.

4.Method of depreciation

Depreciation is charged on straight line method at rates computed on useful life of the assets prescribed based on the IMG recommendations. Accordingly, the rates adopted are: Building-2%, Studio, Transmitter, Machinery & Equipments and Other Fixed assets-10%, Electrical installation-4%, Vehicles-20%, Furniture & Fixtures-6.25%, Office Equipments-16.67% and Computers-33.33%.


5. Foreign Currency Transactions


Transaction in foreign currencies are accounted for at the prevailing exchange rates at the date of transactions.

6. License Fee and Consultancy fee

License fee and consultancy fee is recognized when receivable.


Jawhar Sircar
Chief Executive Officer


B.B. Pandit
Member (F)


J.P.S. Chawla
ADG (B&A)

Place: New Delhi
Dated

SCHEDULE 26- NOTES ON ACCOUNTS & CONTINGENT LIABILITIES

NOTES ON ACCOUNTS

1. Prasar Bharati Broadcasting Corporation of India is established as general public utility institution and fall under the category of "Not-for-Profit Organization". Accordingly, based on Generally accepted accounting practices, and Section 145 of Income Tax Act, it can follow either cash or mercantile system of accounting. Considering the organization structure and prevalent past practices and the simplicity aspects, cash basis of accounting was being adopted upto 31.03.2005. From 01.04.2005 the accounts are initially compiled on cash basis at field unit level and subsequently converted into accrual basis to the extent possible, based on the information collected from both the Directorates. Prasar Bharati Board however, decided to give effect to complete switch over from cash to accrual accounting at field unit also. However, it would take time due to complex nature of organizational structure and lack of trained accounting staff at field units.

2 Contingent Liabilities:

2.1 Claims against the Entity not acknowledged as debts	Rs.	Nil
2.2 In respect of :		
* Bank Guarantees given by/on behalf of the Entity	Rs.	Nil
* Letters of Credit opened by Bank on behalf of the Entity	Rs.	Nil
* Bank Guarantee encashed for CWG-2010 Activity	Rs.	24.60 crore

Bank Guarantee of Rs. 24.60 crore of M/s SIS Live was invoked and the matter is under arbitration. M/s SIS live submitted their claims for Rs. 106.88 crore as per contract, Rs. 24.60 crore towards BG and for damages GBP 9381,098. Out of that, an amount of Rs. 106.88 crore has been included in the liabilities. However, Damages claimed by M/s SIS Live are not acknowledged as liability as the Corporation has also lodged a counter claim of Rs. 147.60 crore.

3. The amount of Fixed Assets transferred at book value to Prasar Bharti by the Central Government is based on Chief Controller of Accounts' letter No. CCA/I&B/2002 dated 3.09.02 and is also subject of physical verification and valuation.

4. The value of the assets sold/disposed of during the year has not been deducted from the Gross Block of Assets due to non-availability of details.

5. Grants received from Central Government are treated as Income, which together with internal revenue is utilized to meet Revenue expenses. Capital expenditure is met from Loans provided by the Govt. Major proportion of deficit is represented by non-cash transactions such as depreciation, Loans due and interest thereon and Spectrum & Space Segment Charges.

6. The Group of Ministers on Prasar Bharati has decided to convert the Loan in Perpetuity & Capital Loan into grant and to waive off interest there on. However, Notification in this regard is yet to be issued by Ministry.


7. Interest rate on Loan in Perpetuity granted by Government is 7% p.a. and on Capital Loan received from Government during 1.4.2000 to 31.03.2006 is 14.5% p.a. and received after 1.4.2006 is 11.5% p.a. Interest for the year has been provided on estimated basis due to non availability of interest figures from the Ministry.

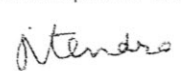
8. Taxation

Prasar Bharati is exempt form Income Tax as per Clause 23BBH under Section-10 of Income Tax Act.

9. Prasar Bharati's contribution towards Leave salary and Pension in respect of employees on deemed deputation is charged as expenditure.


Jawhar Sircar
Chief Executive Officer


B.B. Pandit
Member (F)


J.P.S. Chawla
ADG (B&A)

PRASAR BHARATI
SCHEDULES FORMING PART OF THE ACCOUNTS FOR THE YEAR ENDED 31.03.2013

SCHEDULE 26- NOTES ON ACCOUNTS & CONTINGENT LIABILITIES
NOTES ON ACCOUNTS

10. Inter Office Transactions Accounts

shown as such in the accounts. On a review it was noted that this and the figures under Capital Work in Progress' require immediate reconciliation. Accordingly, the work of reconciliation, zone-wise, outsourced to the firms of Chartered Accountant for completing the work. The firm of Chartered Accountants have submitted their report accordingly the following transactions have been incorporated in financial reports of 2012-13

- a. Fixed assets have been capitalized aggregating Rs 2855970747 out of Capital Work in Progress
- b. The fixed assets transferred from CWIP have been charged depreciation aggregating Rs 409913216 which has been shown in Schedule 24.
- c. Remittance in Transit of Rs 48.15 crores have been reconciled and accordingly this amount is reduced from overall deficient of revenue over expenditure during the year.

11. Deposit Works

Amounts received from parties for deposit work, is after adjusting expenditure against such work.

12. Audit fee payable to C&AG for auditing Prasar Bharti's Accounts has been provided for.

13. Sundry debtors-good includes interest component of Rs.37.42 crore.

14. Provision has not been made in the Accounts for doubtful debts as legal action for recovery has been initiated.


15. The Group of Ministers on Prasar Bharati has decided to waive off the accumulated arrears of Spectrum & Space Segment charges aggregating Rs 1349.54 crores. Refer Order No. 1/2013 dated 25.04.2013 issued by the Ministry. Provision for these charges for the year 2011-12 and 2012-13 has been made on estimated basis.


16. Income includes Service Tax component as and where applicable.

17. Value of assets acquired over the years out of Grants provided by Ministry and credited to Capital Assets Fund (Rs 3221.65 crore) has been taken as income during 2012-13 through prior period adjustment.

18. Interest on Fixed deposit of Field offices and on Advances to staff are accounted for as and when received. The quantum of accrued interest cannot be computed due to flexible tenure and interest rates on CLTD accounts and advances.


Jawhar Sircar
Chief Executive Officer
Place:
Dated


B.B. Pandit
Member (F)


J.P.S. Chawla
ADG (B&A)

49

R&P Account for 2012-13		AIR Total	DD Total	P.B. Sectt.	Grand Total
I. Opening Balances					
a) Cash in hand		819035	1689493		2508528
b) Bank Balances		0	0		0
(i) in current A/c		0	0		0
Receipt A/c (Field Offices)		114168336	695696585		809864322
DD's A/c (11084233390)		0	0	163500	163500
AIR's A/c (11084233414)		0	0	34726795	34726795
Expenditure A/c (Field Offices)		1532013048	1182976650		2714989698
SBI (11084239041)		0	0	1499635754	1499635754
Canara Bank (1730)		0	0	5840	5840
Indian Overseas Bank (7430)		568157	1767579		2335736
Bank of India (12255)		0	695479		695479
(ii) In deposit A/c (for fixed deposit, if any)		212447284	85387968	8023065691	8320900943
(iii) C.P.FUND A/c		0	0	4762470	4762470
c) Imprest A/c		5967277	27688313		33655590
II. Grants Received		0	0		0
a) from Govt. of India		0	0		0
(i) Capital		0	0		0
(ii) Revenue	PLAN	0	0	790000000	790000000
	NON-PLAN	0	0	15200000000	15200000000
	Common Wealth Game	0	0		0
(iii) Other Min. / Deptt.		0	0		0
(To Be Filled By PB (HQ))		0	0		0
III. Inter current A/c transfer by PB (HQ)		0	0		0
a) Funds-received-from PB		16418499339	17333259824	14749659919	48501419082
b) Other station/Kendra/Office		253997711	55570942		309568653
c) CPF		7571503	0	35134231	42705734
d) Recovery of HBA & Other Advances		450000	22117148		22567148
IV. Interest Received		0	0		0
a) On bank deposits (FDR)		30784838	8868902	612149555	651803295
b) Loans & Advances etc.		0	0		0
(i) From Employees		5499809	370524		5870333
(ii) Others		8184805	14849721		23034526
c) Overdue interest on outstanding dues		348132	12143792		12491924
V. Other Income		0	0		0
a) Rent/LF for AIR/DD Q.s.		21588661	7234597		28823258
b) LF for AIR/ DD Towers		511950550	0		511950550
c) Profit on sale/disposal of assets		0	0		0
(i) Owned assets		87200	34155		121355
(ii) Assets acquired out of Govt. Grants		72600	0		72600
(iii) Misc. Income		14873903	25655325		40529228
(For assets acquired prior to 1.4.2k & other Income)		0	0		0
d) Others		25876448	7744070	48852	33669370
VI. Amount borrowed		0	0		0
a) Capital loan from Govt.		0	0	3335000000	3335000000
VII. Income from Sales		0	0		0
a) Commercial Receipts		0	0		0
AIR		2798532358	0		2798532358
DD		0	10150060957		10150060957
b) Sale of CDV/CD		1249004	9638842		10887846
c) DTH		0	1006310555		1006310555
VIII. Income from Services		0	0		0
a) Professional /Consultancy Service		46779160	1452310		48231470
IX. Other Receipts		0	0		0
a) Security Deposit /Earnest Money		155195896	50569690		205765586
b) Deposit work		864262764	41501899		905764663
c) Advances to staff		0	0		0
i) HBA		2022276	4031233		6053509
ii) Car Advance		1438249	0		1438249
iii) Computer Adv.		6360233	660		6360893
iv) Motor Cycle/Scooter Adv.		3514980	0		3514980
v) Cycle /Mopad Advance		28324	0		28324
vi) Other Advances		10666448	199513		10865961
d) Earmarked fund CP Fund		0	0		0
e) Others		111127484	35024734		146152218
X. Receipt from Govt. buisness		0	0		0
Give Min / Deptt. Wise details		0	0		0
Xi FDR		0	40612855		40612855
TOTAL		23159945812	30823154346	44284352607	98274452765

Jawhar Sircar
Chief Executive Officer

B.B. Pandit
Member (F)

J.P.S. Chawla
ADG (B&A)

R&P Account for 2012-13	Total AIR		Total DD		P.B. Sectt.	Grand Total	
	Non Plan	Plan	Non Plan	Plan		Non-Plan	Plan
I. Expenses							
a) Establishment Exp.			0				
(Details as per Annexure I)	8472620473		8351642754	0		16824263227	0
b) Admn. Exp.	0	0	0	0		0	0
(Details as per Annexure II)	3644524480	334109389	2639037260	24061204		6283611740	358170593
c) Programme related	0	0	0	0		0	0
(Details as per Annexure III)	1104595944	54920751	2745518197	534680182		3850114141	589600933
d) Exp. On grants/subsidies	0	0	0	0		0	0
(i) Grants given to Institutions	0	0	0	0		0	0
(ii) Subsidies given to Institutions	0	0	0	0		0	0
(iii) Grants received from other Min./	0	0	0	0		0	0
	0	0	0	0		0	0
II. Inter current A/c transfer of funds (PE)	0	0	0	0		0	0
a) To Prasar Bharati	3442305409	0	11603819640	0		15046125049	0
	0	0	0	0		0	0
b) To other station/kendra/office	147112056	0	11184107	0	33073237856	33231534019	0
	0	0	0	0		0	0
c) To IEBR (HBA)	4618494	0	39036672	0		43655166	0
	0	0	0	0		0	0
d) To Recovery of C.P.F.	591149	0	0	0		591149	0
III. Deposits made Out of own funds	31171081	0	26452397	0		57623478	0
(Investment others) FDR	0	0	0	0		0	0
	0	0	0	0		0	0
IV. Exp. On fixed assets & Capital	0	0	0	0		0	0
Work-in-progress	0	0	0	0		0	0
a) Purchase of fixed assets	0	0	0	0		0	0
(Details as per annexure IV)	41478402	1163657237	10081860	1699984701		51560262	2863641938
b) Exp. On Capital work-in-progress	0	0	0	0		0	0
	0	0	0	0		0	0
(i) Major Works	0	506029556	0	108613848		0	614643404
	0	0	0	0		0	0
(ii) Misc. Works Scheme	0	324100004	0	6228499		0	330328503
	0	0	0	0		0	0
V. Refund of surplus money/loans	0	0	0	0		0	0
a) to Govt. of India	0	0	0	0	300380000	300380000	0
	0	0	0	0		0	0
b) to PB, HQ	57804510	0	43593116	0		101397626	0
	0	0	0	0		0	0
VI. Finance charges (Interest)	0	0	0	0		0	0
a) On loans from Govt.	0	0	0	0		0	0
	0	0	0	0		0	0
b) Others loans	0	0	0	0		0	0
	0	0	0	0		0	0
c) Others	10944276	0	4624753	0		15569029	0
	0	0	0	0		0	0
VII. Other payments	0	0	0	0		0	0
a) Refund of SD/EM	123057563	0	30236226	0		153293789	0
	0	0	0	0		0	0
b) Exp. On Deposit work	867432458	0	23290899	0		890723357	0
	0	0	0	0		0	0
c) Advances to Parties	0	0	0	0		0	0
	0	0	0	0		0	0
d) Advances to staff	0	0	0	0		0	0
i) HBA	992020	0	840000	0		1832020	0
ii) Car Advance	3904900	0	5104000	0		9008900	0
iii) Computer Adv.	5021850	0	3350900	0		8372750	0
iv) Motor Cycle/Scoot	3077825	0	1570000	0		4647825	0
v) Cycle/Mopad Adv	497350	0	0	0		497350	0
vi) Other Advances	3217861	0	4692840	0		7910701	0
e) Income Tax	19611340	0	5729028	0		25340368	0
	0	0	0	0		0	0
f) Service Tax	346449262	0	1170204124	0		1516653386	0
g) Sales Tax	13429	0	0	0		13429	0
h) Bank Charges	105633	0	34643	0	1947782	2088058	0
	0	0	0	0		0	0
i) Others	50013258	0	9841442	0		59854700	0
	0	0	0	0		0	0
VIII. Exp. Against receipt from Govt. Buis	0	0	0	0		0	0
(Min./Deptt. wise breakup to be given	0	0	0	0		0	0
	0	0	0	0		0	0
IX. Closing Balances	0	0	0	0		0	0
a) Cash in hand	820819	0	2249932	0		3070751	0
	0	0	0	0		0	0
b) Bank Balances	0	0	0	0		0	0
(i) in current A/c	0	0	0	0		0	0
Receipt A/c (Field Offices)	127487597	0	761032539	0		888520136	0
DD's A/c (11084233390)	0	0	0	0	29448	29448	0
AIR's A/c (11084233414)	0	0	0	0	44230955	44230955	0
	0	0	0	0		0	0
Expenditure A/c (Field Offices)	1259135879	0	844405360	0		2103541239	0
SBI (11084239041)	0	0	0	0	6936823387	6936823387	0
Canara Bank (1730)	0	0	0	0	5874	5874	0
Indian Overseas Bank (7430)	568092	0	1757579	0		2335671	0
Bank of India (12255)	0	0	862579	0		862579	0
	0	0	0	0		0	0
(ii) in deposit A/c (FDR if, any)	1009965278	0	87335766	0	3923601064	5020902108	0
	0	0	0	0		0	0
(iii) C.P.FUND A/c (SBI-30234030526)	0	0	0	0	4096241	4096241	0
	0	0	0	0		0	0
c) Imprest A/c	4990187	0	21997299	0		26987486	0
	0	0	0	0		0	0
	0	0	0	0		0	0
TOTAL	20784128875	2382619937	28449585912	2373568434	44284352507	93518067394	4756385371

Jawhar Sircar
Chief Executive Officer

B.B. Pandit
Member (F)

J.P.S. Chawla
ADG (B&A)

Annexure-I							
Annexure for A/c 2012-13							
1 Establishment Expenditure	Total AIR		Total DD		P.B. Sectt.	Grand Total	
	Non Plan	Plan	Non Plan	Plan		Non-Plan	Plan
a) Salaries & Wages (include. Hono./ LTC / TF)	8172643063		7809109101			15981752164	
i) Medical reimbursement	104065614		91122317			195187931	
	0		0			0	
b) Allowance & Bonous including OTA/CEA	182665856		436780846			619446702	
	0		0			0	
c) Contribution to CPF (if any)	240205		92743			332948	
	0		0			0	
d) Staff welfare Expenditure	687355		2290716			2978071	
	0		0			0	
e) Expenses on employees retirement & Terminal Benefits including L/S & Pension Contribution	1129239		7537072			8666311	
	0		0			0	
	0		0			0	
f) Establishment Capital	0		0			0	
	0		0			0	
g) Others	11189141		4709959			15899100	
	0		0			0	
Total	8472620473		8351642754		0	16824263227	0

Annexure-III							
Annexure for A/c 2012-13							
3 Programme Expenses	Total AIR		Total DD		P.B. Sectt.	Grand Total	
	Non Plan	Plan	Non Plan	Plan		Non-Plan	Plan
						0	
a) Royalty	38724414	0	365924117	6329165		404648531	6329165
	0	0	0	0		0	0
b) Payment to UNI/PTI	156561173	0	82082798	0		238643971	0
	0	0	0	0		0	0
c) Commissioning of Programme	219042913	22858694	779768510	42830080		998811423	65688774
	0	0	0	0		0	0
d) Panam Satellite Expenditure	796960	0	311124864	0		311921824	0
	0	0	0	0		0	0
e) Sport events Expenses	10205986	0	36951770	0		47157756	0
	0	0	0	0		0	0
f) Payment to Artist	674073988	10109659	571861756	48862730		1245935744	58972389
	0	0	0	0		0	0
g) Spectrum charges	0	0	100534300	0		100534300	0
	0	0	0	0		0	0
g) J & K Package	0	21881979	0	237456593		0	259338572
	0	0	0	0		0	0
h) NE Package	7545	0	32475275	138302492		32482820	138302492
	0	0	0	0		0	0
i) Common Wealth Games	0	0	3075000	59516313		3075000	59516313
	0	0	0	0		0	0
j) Others	5182965	70419	461719807	1382809		466902772	1453228
	0	0	0	0		0	0
TOTAL	1104595944	54920751	2745518197	534680182	0	3850114141	589600933

Aw
Jawhar Sircar
Chief Executive Officer

B.B. Pandit
B.B. Pandit
Member (F)

J.P.S. Chawla
J.P.S. Chawla
ADG (B&A)

Annexure-II							
Annexure for A/c 2012-13		Total AIR		Total DD		P.B. Sectt.	Grand Total
2	Other Administrative Expenditure	Non Plan	Plan	Non Plan	Plan		Non-Plan Plan
a)	Domesic Travel Expenditure	121687723	28029105	141591040	3407055		263278763 31436161
		0	0	0	0		0
b)	Foreign Travel Expenditure	2700574	0	3384204	0		6084778
		0	0	0	0		0
c)	Rent Rate & Taxes	67447328	1742978	83004947	1789989		150452275 3532967
		0	0	0	0		0
d)	Advertising & Publicity	11415975	292523	103570223	45040		114986198 337563
		0	0	0	0		0
e)	Professional Charges , Armed Guard etc .	468782708	7334228	279048550	2155808		747831258 9490036
		0	0	0	0		0
(i)	Legal Charges	543657	0	0	0		543657
		0	0	0	0		0
(ii)	Advocate Fees	71660	8400	0	0		71660 8400
		0	0	0	0		0
(iii)	Other / Consultation fees	1684883	412409	0	0		1684883 412409
		0	0	0	0		0
f)	Scholarship Stipend	3704424	0	5324971	0		9029395
		0	0	0	0		0
g)	Supplies & Mateial	248027939	0	167099303	0		415127242
		0	0	0	0		0
h)	Vehicle Repairs & Maintenance	170356142	0	154889577	0		325245719
		0	0	0	0		0
i)	Electricity Power & Maintenance	1388420230	0	928946417	0		2317366647
		0	0	0	0		0
j)	Water Charges & Maintenance	28115807	0	21284380	0		49400187
		0	0	0	0		0
k)	Postage	12289447	960203	6745758	229030		19035205 1189233
		0	0	0	0		0
l)	Telephone & Communication	0	0	0	0		0
(i)	Landline	59855890	0	31541576	0		91397466
		0	0	0	0		0
ii)	Mobile	4738758	0	2612881	0		7351639
		0	0	0	0		0
m)	Hospitality Expenditure	5911411	0	4180544	0		10091955
		0	0	0	0		0
n)	Insurance on P&M	2046	0	13945	0		15991
		0	0	0	0		0
o)	Insurance on Land & building	0	0	0	0		0
		0	0	0	0		0
p)	Auditor's remuneration (out of Provision)	3318214	0	950	0		3319164
		0	0	0	0		0
q)	Printing & Stationary	61343190	5283776	39214356	251331		100557546 5535107
		0	0	0	0		0
r)	Irrecoverable Balances - Written off	0	0	0	0		0
		0	0	0	0		0
s)	Provision for Bad & Doubtful debts/advance	0	0	0	0		0
		0	0	0	0		0
t)	Purchase (Stock)	0	0	0	0		0
		0	0	0	0		0
u)	Minor Work	378380731	109107680	159020273	2804506		537401004 111912186
		0	0	0	0		0
v)	METP	283203615	148702880	127527842	2598905		410731457 151301785
		0	0	0	0		0
w)	Consumable	43191674	2331839	129385839	292218		172577513 2624057
		0	0	0	0		0
x)	Local Conveyance	2775049	646219	1904764	50172		4679813 696391
		0	0	0	0		0
y)	Operation & Maintenance of Capital Assest:	80608975	484093	0	0		80608975 484093
		0	0	0	0		0
z)	Others	195946430	28773056	248794920	10437150		444741350 39210206
		0	0	0	0		0
	TOTAL	3644524480	334109389	2639087260	24061204		6283611740 358170593

Jayhar Sircar
Chief Executive Officer

B.B. Pandit
Member (F)

J.P.S. Chawla
ADG (B&A)


Annexure-IV		Total AIR		Total DD		P.B. Sectt.	Grand Total	
Annexure for A/c 2012-13								
4. Purchase of Fixed Assets		Non Plan	Plan	Non Plan	Plan		Non-Plan	Plan
(i) Land		0	0	0	0		0	0
(ii) Building		0	0	0	0		0	0
(1) Studio		0	173130841	0	1188784380		0	1361915221
(2) Transmitter		0	0	0	0		0	0
a) Normal		0	690446693	0	301445115		0	991891808
b) J & K		0	6425317	0	0		0	6425317
c) NE		0	11741200	0	18882769		0	30623969
(3) Office		0	668234	0	65334234		0	66002468
(4) Others		0	4273396	0	36187		0	4309583
(iii) Plant Machinery & Equipment		0	0	0	0		0	0
a) Normal		0	272937446	0	125502016		0	398439462
b) J & K		0	4019710	0	0		0	4019710
c) NE		0	14400	0	0		0	14400
(iv) Vehicles		0	0	0	0		0	0
(a) Trucks, Jeeps & Vans		0	0	0	0		0	0
(b) Motor Car		0	0	0	0		0	0
(c) Motor Cycles / Scooter & Three Wheelers		0	0	0	0		0	0
(d) Rickshaws/ Cycles		3500	0	0	0		3500	0
(v) Furniture / Fixtures		0	0	0	0		0	0
(a) Cabinets / Almirah . Filing Racks		2488270	0	687368	0		3175638	0
(b) Air Conditioners . A/C Plan		2197665	0	384031	0		2581696	0
(c) Air Coolers		203836	0	263305	0		467141	0
(d) Water Coolers		674981	0	204249	0		879230	0
(e) Tables / Chairs / Stools / Carpets		3097307	0	1054750	0		4452123	0
(f) Wooden Partitions		395438	0	23080	0		418518	0
(g) Voltage Stabilisers / U P S System		1096769	0	135518	0		1232287	0
(h) Others		3998495	0	349366	0		4347861	0
(vi) Office Equipments		0	0	0	0		0	0
(a) Typewriters		117288	0	38090	0		155378	0
(b) Photocopiers / Duplicators		3622500	0	752009	0		4374509	0
(c) Fax Machines		903607	0	61740	0		965347	0
(d) Others		1284815	0	405724	0		1690539	0
(vii) Computers / Peripherals		0	0	0	0		0	0
(a) Computers		12512003	0	3807061	0		16319064	0
(b) Printers		3322322	0	594954	0		3917276	0
(c) Floppies		34435	0	2420	0		36855	0
(d) C D's		801050	0	11405	0		812455	0
(e) Software		1217836	0	185584	0		1403420	0
(f) Others		460417	0	57933	0		518350	0
(viii) Electric Installations		0	0	0	0		0	0
(a) Electrical Machinery		1000640	0	419618	0		1420258	0
(b) Electric Light / Fans		228307	0	119127	0		347434	0
(c) Switchgear Instruments		0	0	7480	0		7480	0
(d) Transformers		8200	0	5500	0		13700	0
(e) Electric Wiring & Fittings		93804	0	70670	0		164474	0
(f) Others		78450	0	26368	0		104818	0
(ix) Library Books		1313323	0	107719	0		1421042	0
(x) Tube wells & Water Supply System		65456	0	6785	0		72241	0
(xi) Arbitration Charges		257628	0	0	0		257628	0
TOTAL		41478402	1163557237	10081860	1699984701		51580262	2863641938


Jawhar Sircar
Chief Executive Officer

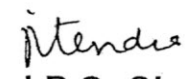
B.B. Pandit
Member (F)

J.P.S. Chawla
ADG (B&A)

PRASAR BHARATI			
Receipts and payments Account for the year 2012-13		Rupees	
Appendix I Common Wealth Games		Non- Plan	Plan
1	Coverage and Production events		1033000
2	Construction and Operation of IBC		200000
3	Production Facilities venues		50000000
4	Host Broad Caster Coordination monitoring Logistics and support service		8283313
5	Contingency		0
6	Arbitration Fees	3075000	
7	Right Holder Broadcaster	0	
Total		3075000	59516313


Jawhar Sircar
Chief Executive Officer


B.B. Pandit
Member (F)


J.P.S. Chawla
ADG (B&A)