


**PRASAR BHARATI
BALANCE SHEET AS AT 31.03.2015**

	SCHEDULE	Rs	Rs
		As at 31-Mar-15	As at 31-Mar-14
CORPUS/CAPITAL FUND AND LIABILITIES			
Corpus/Capital Fund	1		
Reserves and Surplus	2	-	-
Earmarked/Endowment Funds	3	-	-
Secured Loan	4	-	-
Unsecured Loan	5	66,177,272,000	66,177,272,000
Deferred Credit Liabilities	6	-	-
Current Liabilities and Provisions	7	87,786,602,822	76,601,524,289
TOTAL		153,963,874,822	142,778,796,289
ASSETS			
Fixed Assets	8	16,842,791,960	14,951,961,413
Capital Work-in progress	8	3,630,159,477	3,204,500,830
Investments (I) Earmarked/Endowment Funds	9	-	-
(ii) Others	10	-	-
Current Assets, Loans and Advances	11	18,992,624,449	18,669,396,264
Miscellaneous Expenditure		-	-
Deficit as per Income & Expenditure Account		114,498,298,936	105,952,937,782
TOTAL		153,963,874,822	142,778,796,289

SIGNIFICANT ACCOUNTING POLICES 25
CONTINGENT LIABILITIES AND NOTES
ON ACCOUNTS 26


Jawhar Sircar
Chief Executive Officer

Place: New Delhi
Dated


Rajeev Singh
Member(F)


Vineeta Barwa
ADG (B&A)


**PRASAR BHARATI
INCOME AND EXPENDITURE ACCOUNT FOR THE YEAR ended 31 March 2015**


Schedule	Rs	Rs	
	FOR THE YEAR ENDED 31 MARCH 15	FOR THE YEAR ENDED 31 MARCH 14	
INCOME			
Income from Sales/ Services	12	13,010,174,021	13,609,973,099
Grants /subsidies	13	24,256,200,000	21,254,700,000
Fees/subscriptions	14	46,248,175	56,368,679
Income from Investments (income on investments from earmarked/endow. Funds transferred to Funds)	15	-	-
Income from Royalty, Publications etc	16	-	-
Interest Earned	17	1,013,593,982	742,784,410
Other Income	18	2,069,988,397	2,184,136,457
		-	-
TOTAL A		40,396,204,575	37,847,962,645
EXPENDITURE			
Establishment Expenses	19	20,667,244,727	19,098,910,564
Other Administrative Expenses	20	10,761,013,668	9,194,980,629
Programme related Expenses	21	8,499,236,763	6,726,560,427
Expenditure on Grants & subsidy	22	-	-
Interest	23	6,829,643,820	7,741,611,566
Depreciation	8	2,217,796,169	2,237,130,375
		-	-
TOTAL B		48,974,935,147	44,999,193,561
		-	-
Balance being excess of Expenditure over Income (A-B)		(8,578,730,572)	(7,151,230,916)
Add: Prior period Adjustments & Exceptional items	24	33,369,418	(830,859,525)
Add: Balance brought forward from previous year		(105,952,937,782)	(97,970,847,341)
BALANCE BEING DEFICIT CARRIED OVER TO BALANCE SHEET		(114,498,298,936)	(105,952,937,782)

SIGNIFICANT ACCOUNTING POLICES 25
CONTINGENT LIABILITIES AND NOTES
ON ACCOUNTS 26


Jawhar Sircar
Chief Executive Officer

Place: New Delhi
Dated


Rajeev Singh
Member(F)


Vineeta Barwa
ADG (B&A)

PRASAR BHARATI**SCHEDULES FORMING PART OF BALANCE SHEET AS AT 31.03.2015****SCHEDULE 1- CORPUS/CAPITAL FUND:**

Balance as at the beginning of the year
 Add: Grants -In-Aid received during the year.
 Balance Corpus/Capital Fund
 Income and Expenditure Account

	Rs	Rs
	As at 31.03.15	As at 31.03.14
	-	-
	-	-
	-	-
	-	-
	-	-
	-	-

BALANCE AS AT THE YEAR END**SCHEDULE 2- RESERVES AND SURPLUS****1.Capital Reserve:**

As per last account
 Additions during the year

Total

	-	-
	-	-
	-	-

2.General Reserve

As per last account
 Addition during the year
 Less: Deductions during the year

Total

	-	-
	-	-
	-	-
	-	-
	-	-

SCHEDULE 3- EARMARKED/ENDOWMENT FUNDS**CAPITAL ASSETS FUNDS**

a) Opening Balance of the funds
 b)Add to the Funds: Amounts transferred from Grants/Corpus/Capital Fund for meeting
 Capital Expenditure/Advances

NET BALANCE AS AT THE YEAR END

	-	-
	-	-
	-	-
	-	-

SCHEDULE 4- SECURED LOANS AND BORROWINGS:

	-	-
	-	-


 Jawhar Sircar
 Chief Executive Officer



 Rajeev Singh
 Member(F)


 Vineeta Barwa
 ADG (B&A)

PRASAR BHARATI
SCHEDULES FORMING PART OF BALANCE SHEET AS AT 31.03.2015

	Rs As at 31.03.15	Rs As at 31.03.14
SCHEDULE 5- UNSECURED LOANS		
1. Loan In Perpetuity	42,580,802,000	42,580,802,000
2. Central Government	-	-
3. Capital Loan from Ministry of I&B	9,786,970,000	11,227,287,000
4. Repayment of Loan due but not paid	12,180,300,000	10,739,983,000
5. Interest free Loan for CWG 2010	1,629,200,000	1,629,200,000
TOTAL	66,177,272,000	66,177,272,000
SCHEDULE 6- DEFERRED CREDIT LIABILITIES:		
	-	-
SCHEDULE 7- CURRENT LIABILITIES AND PROVISIONS		
	-	-
A. Current Liabilities		
Advances received- against deposit work	1,206,518,628	1,208,775,910
Deposits, earnest money, caution money/security deposits	658,384,639	649,021,853
Interest on Loan in Perpetuity	44,709,842,100	41,729,185,960
Interest on Capital Loan	23,115,100,000	20,029,700,000
Penal Interest On Interest/principal due	3,781,500,000	3,026,400,000
Other current liabilities -recoveries from salary and wages and others etc.	4,357,648	4,357,648
Salary accrued for the Month of March	1,602,415,000	1,586,509,000
Income tax/Sales tax deducted at source	-	-
Remittances to/from HQ/DDOs in transit/reconciliation's	3,265,999,450	2,477,156,367
Total A	78,344,117,465	70,711,106,738
* (Refer Schedule 26, Note 7, 14, 18 & 19 of Notes to Accounts)		
B Provisions		
For Spectrum/Space Segment expense	5,585,100,000	3,563,700,000
For other expenses(including CAG Audit Fee etc.)	3,102,342,068	2,319,891,068
NPS provisions *	191,600,000	-
Stock Provisions*	124,937,564	-
Provision for Other Departmental loans and advances*	160,254,598	-
Provision for Doubtful Debts*	266,605,146	-
For Statutory liabilities (service Tax)	11,645,981	6,826,483
*(Refer Schedule 26, Note 12 & 15 of Notes to Accounts)	-	-
Total B	9,442,485,357	5,890,417,551
Total A+B	87,786,602,822	76,601,524,289


Jawhar Sircar
 Chief Executive Officer


Rajeev Singh
 Member(F)


Vineeta Barwa
 ADG (B&A)

**PRASAR BHARATI
SCHEDULES FORMING PART OF BALANCE SHEET AS AT 31.03.2015**

SCHEDULE B- FIXED ASSETS

DESCRIPTION	GROSS BLOCK			Cost at the year end 31.03.15	Depreciation		Net Block	
	Cost as on 1st April'14	Additions/Transfers from civil wings during the year	Deductions/adjustments/ transfers /disposal reclassification during the year		For the year	Cumulative upto to the year	As at 31st Mar' 2015	As at 31st Mar' 2014
A. Fixed Assets			**					
1. Land	26,335,994	1,769,087	-	28,105,080	-	-	28,105,080	26,335,994
2. Buildings Others	4,103,630,861	527,047,951	-	4,630,678,811	87,343,097	640,539,425	3,990,139,386	3,550,434,533
3. Plant Machinery & Equipments								
a) Studios	25,480,525,110	686,678,464	-	26,167,203,574	725,351,714	22,200,650,371	3,966,553,203	4,005,226,452
b) Transmitters	36,532,670,220	1,572,111,850	-	38,104,782,070	891,054,252	32,604,239,140	5,500,542,930	4,819,485,331
c) Machinery/Equipr	4,819,201,805	1,207,056,932	-	6,026,258,737	463,068,053	2,933,678,565	3,092,580,172	2,348,591,293
d) Electrical Installatio	55,204,289	11,599,472	-	66,803,761	2,440,161	15,416,898	51,386,864	42,227,552
4. Vehides	73,966,628	41,427	-	74,008,055	1,123,843	73,061,321	946,734	2,029,149
5. Furniture, Fixtures	163,919,237	36,146,257	13,869,418	213,934,912	10,976,520	90,200,455	123,734,458	84,695,302
6. Office Equipments	184,483,384	8,116,990	-	192,600,374	10,017,391	161,883,004	30,717,370	32,617,771
7. Computers	219,555,888	44,188,869	-	263,744,757	26,421,140	205,658,993	58,085,764	40,318,035
8 Other fixed assets Capital Expenditur schemes	9,970,061,214	-	-	9,970,061,214	-	9,970,061,214	-	-
Total of Current Year (A)	81,629,554,629	4,094,757,298	-	85,724,311,927	2,217,796,169	68,895,389,385	16,842,791,960	14,951,961,413
B CAPITAL WORK- IN-PROGRESS	3,204,500,830	425,658,647	-	3,630,159,477	-	-	3,630,159,477	3,204,500,830
Total(B)	3,204,500,830	425,658,647	-	3,630,159,477	-	-	3,630,159,477	3,204,500,830
TOTAL	84,834,055,459	4,520,415,945	-	89,354,471,404	2,217,796,169	68,895,389,385	20,472,951,437	18,156,462,243
Previous Year	80,917,389,248	3,916,666,210	-	84,834,055,458	3,135,389,900	66,677,593,215	18,156,462,243	17,375,185,933

(From Furniture and Fixtures there is a depreciation write back of Rs. 13869418 due to excess depreciation charged last year)

Jawhar Sircar
Chief Executive Officer
Place New Delhi
Dated

Rajeew Singh
Member(F)

Vineeta Barwa
ADG (B&A)

PRASAR BHARATI
SCHEDULES FORMING PART OF BALANCE SHEET AS AT 31.03.2015

	Rs As at 31.03.15	Rs As at 31.03.14
SCHEDULE 9- INVESTMENTS FROM EARMARKED/ENDOWMENT FUNDS		
1. In Government Securities	-	-
2. Other approved securities	-	-
3. Other	-	-
Total	-	-
SCHEDULE 10- INVESTMENTS-OTHER		
1. In government Securities	-	-
2. Other approved securities	-	-
3. Others	-	-
Total	-	-
SCHEDULE 11- CURRENT ASSETS, LOANS AND ADVANCES ETC		
A. CURRENT ASSETS:		
Inventories	124,937,564	124,937,564
Sundry Debtors- Good	2,562,083,160	2,147,684,452
Sundry Debtors- Doubtful *	533,210,291	533,798,282
Cash Balance in hand/Imprest	18,643,957	24,067,582
Bank Balance With Scheduled Banks	-	-
on current accounts	222,535,510	4,201,874,554
on Collection accounts	48,757,818	704,174,945
	-	-
on Deposit account and other FDRs with Various offices with CP Fund A/c	5,946,067,941	3,979,164,227
	9,055,732,263	6,487,899,087
	1,405,889	906,629
* (Refer Schedule 26, Note 13 & 14 of Notes to Accounts)		
Total (A)	18,513,374,393	18,204,507,322
B. Loans/advances		
1. Loans/advances	-	-
Staff	167,552,156	162,095,495
Others-departmental *	160,254,598	160,254,598
Suspense account	-	-
2. Advances and other amounts recoverable in cash or in kind or for value to be recd.	-	-
On capital account	-	-
Prepayment	-	-
Others	-	-
3. Interest Accrued:	-	-
On investments from Earmarked/endowment funds	-	-
On Term Deposits with Scheduled Banks	96,165,496	87,312,675
Others	-	-
4. TDS & Income Tax	55,277,806	55,226,174
Total (B)	479,250,056	464,888,942
* (Refer Schedule 26, Note 18 of Notes to Accounts)		
Total (A)+(B)	18,992,624,449	18,669,396,264


Jawhar Sircar
Chief Executive Officer


Rajeev Singh
Member(F)



Vineeta Barwa
ADG (B&A)

PRASAR BHARATI
SCHEDULES FORMING PART OF BALANCE SHEET AS AT 31.03.2015

	Rs 2014-15	Rs 2013-14
SCHEDULE 12- INCOME FROM SALES/SERVICES		
Income from services		
AIR and DD (Commercial revenue) *	13,104,019,303	13,757,548,551
Deduct: Share of other agencies	100,355,000	158,112,594
Add: Sales of CD/VCD	6,509,718	10,537,142
* (Refer Schedule 26, Note 16 of Notes to Accounts)	-	-
Total	13,010,174,021	13,609,973,099
SCHEDULE 13- GRANTS /SUBSIDIES		
Add: Grants -In-Aid received during the year from Govt. Of India, Ministry of I&B -Plan.	4,360,000,000	4,100,000,000
Add: Grants -In-Aid received during the year from Govt. Of India, Ministry of I&B -Non-Plan.	20,019,800,000	17,300,000,000
Add: Grants-In-Aid received during the year for Common wealth Games.	-	-
Add: Grants-In-Aid carry forward from previous year	-	-
Deduct: Transferred to Capital Assets Fund	-	-
Deduct: Unspent balance of Grant in aid for Common Wealth Games	-	-
Deduct: Unspent balance of Grant in aid received from Govt. Of India, Ministry of I&B -Plan.	123,600,000	145,300,000
Total	24,256,200,000	21,254,700,000
SCHEDULE 14-FEES/SUBSCRIPTIONS		
Professional/Consultancy services fee	46,248,175	56,368,679
Deduct: Share of other agencies	-	-
Total	46,248,175	56,368,679
SCHEDULE 15-INCOME FROM INVESTMENTS		
Interest on Fixed Deposits	Investments from Earmarked Funds	Investments from Earmarked Funds
Total		
SCHEDULE 16-INCOME FROM ROYALTY, PUBLICATIONS ETC		
SCHEDULE 17 INTEREST EARNED		
On Term Deposits with Scheduled Banks	929,921,389	706,924,598
On others like employees advances etc.	14,805,887	30,446,137
Interest on debtors and other receivables	68,866,706	5,413,675
Total	1,013,593,982	742,784,410


Jawhar Sircar
 Chief Executive Officer


Rajeev Singh
 Member(F)


Vineeta Barwa
 ADG (B&A)

PRASAR BHARATI
SCHEDULES FORMING PART OF BALANCE SHEET AS AT 31.03.2015

	Rs 2014-15	Rs 2013-14
SCHEDULE 18- OTHER INCOME		
A. Other Receipts including Fees from Towers/staff quarters		
a) License Fees from Towers*	618,313,275	424,079,681
b) License Fees from Staff Quarters	35,185,941	30,814,641
c) DTH Income *	1,148,276,806	1,359,300,000
d) Others	192,587,852	305,683,526
Others		
* (Refer Schedule 26, Note 16 of Notes to Accounts)		
Total A	1,994,363,874	2,119,877,848
B. Profit on Sales/disposal of assets	-	-
a) Owned Assets	1,544,845	84,050
b) Assets acquired out of grants, or received free of cost	715,103	320,425
c) Assets acquired prior to 1.4.2000	73,364,575	63,854,134
Total B	75,624,523	64,258,609
Total (A+B)	2,069,988,397	2,184,136,457

SCHEDULE 19- ESTABLISHMENT AND OTHER ADMINISTRATIVE EXPENSES

	Rs	Rs		Rs
		2014-15		2013-14
	Plan	Non Plan	Total	Non Plan
Establishment Expenses				
a) Salaries & Wages	-	18,255,312,875	18,255,312,875	17,002,017,119
b) Allowances and Bonus	-	554,872,667	554,872,667	532,015,520
c) Contribution to CPF	-	196,464,571	196,464,571	2,541,479
d) Expenses on Employee's retirement/ terminal exp/Pension etc.	-	1,394,798,112	1,394,798,112	1,328,536,388
e) Staff Welfare expenses	-	825,859	825,859	1,140,463
f) Others including Medical	-	264,970,643	264,970,643	232,659,595
Total	-	20,667,244,727	20,667,244,727	19,098,910,564

(Refer Schedule 26, Note 19 of Notes to Accounts)


Jawhar Sircar
 Chief Executive Officer


Rajeev Singh
 Member(F)


Vineeta Barwa
 ADG (B&A)


PRASAR BHARATI
SCHEDULES FORMING PART OF INCOME & EXPENDITURE A/C for the year ended 31 March 2015


SCHEDULE 20- OTHER ADMINISTRATIVE EXPENSES

	2014-15			2013-14	
	Rs	Rs	Rs	Rs	Rs
	Plan	Non Plan	Total	Plan	Total
Electricity and Power	-	2,742,485,654	2,742,485,654	-	2,565,989,804
Water charges	-	40,214,476	40,214,476	-	53,809,402
Insurance on plant & Machinery	-	-	-	-	-
Repairs and Maintenance on Plant & Machinery	-	7,284,509	7,284,509	-	5,251,275
Insurance on land and Buildings	-	-	-	-	-
Provision for Stock Provisions*	-	124,937,564	124,937,564	-	-
Provision for Other Departmental loans and advances*	-	160,254,598	160,254,598	-	-
Provision for Doubtful Debts*	-	-	-	-	-
Rent, Rates and taxes	-	398,258,062	398,258,062	-	384,625,160
Repairs and Maintenance of vehicles	-	436,716,087	436,716,087	-	341,134,701
Postage, telephone and communication charges	-	135,535,897	135,535,897	-	129,139,486
Printing and Stationery(incl.Floppy,disc.)	-	127,662,914	127,662,914	-	109,491,985
Traveling & Conveyance expenses- local	-	385,611,527	385,611,527	-	323,929,319
Traveling -Foreign	-	15,677,188	15,677,188	-	5,286,163
Scholarship Stipends	-	15,277,412	15,277,412	-	11,535,423
Auditors remunerations	-	4,681,621	4,681,621	-	5,961,883
Hospitality Expenses	-	16,871,242	16,871,242	-	15,865,322
Professional charges(Armed Gurads etc.)	-	1,192,714,988	1,192,714,988	-	1,040,329,490
Bad and doubtful debt/advances Provisions	-	266,605,146	266,605,146	-	-
Advertisement and Publicity	-	138,928,682	138,928,682	-	152,705,174
Bank Charges	-	162,897	162,897	-	101,954
Supplies & material consumables	-	487,849,856	487,849,856	-	431,312,135
Other administrative expenses	-	942,675,403	942,675,403	-	698,218,196
Minor works and mach. & equipments and tools	-	1,842,394,714	1,842,394,714	-	1,398,799,696
Service Tax	-	1,278,213,231	1,278,213,231	-	1,521,493,782
Sales tax	-	-	-	-	279
Prior year expenses net/others	-	-	-	-	-
Total	-	10,761,013,668	10,761,013,668	-	9,194,980,629

* (Refer Schedule 26, Note 14& 19 of Notes to Accounts)


Jawhar Sircar
 Chief Executive Officer


Rajeev Singh
 Member(F)


Vineeta Barwa
 ADG (B&A)

PRASAR BHARATI
SCHEDULES FORMING PART OF INCOME & EXPENDITURE A/C for the year ended 31 March 2015

SCHEDULE 21-PROGRAMME RELATED EXPENSES

	2014-15			2013-14	
	Rs	Rs	Rs	Rs	Rs
	Plan	Non Plan	Total	Plan	Total
Royalty	10,129,350	370,672,130	380,801,480	8,086,689	274,345,144
Payment to UNI/PTI	150,270	231,521,336	231,671,606		175,981,969
Commissioning of Programme Soft Wares exp.	117,254,295	1,499,308,061	1,616,562,356	136,814,636	1,104,207,058
Panam Satellite expenses	55,273,871	660,485,859	715,759,730		506,560,665
Sport Events Expenses	8,045,918	32,057,486	40,103,404	1,243,380	102,924,259
Payment to Artists(PP & S etc.)	48,251,822	2,607,752,178	2,656,004,000	302,157,940	2,149,697,274
Other programme expenses	3,847,442	707,766,472	711,613,914	5,390,660	452,854,255
J&K Package	-	18,645,093	18,645,093	201,790,722	201,790,722
N.E. Package	-	3,244	3,244	4,954,113	147,361,793
Spectrum & Space Segment Charges	481,971	2,126,913,765	2,127,395,736		1,602,600,000
Common Wealth Games	-	676,200	676,200	-	8,237,288
Total	243,434,939	8,255,801,824	8,499,236,763	660,438,140	6,726,560,427

SCHEDULE 22- EXPENDITURE ON GRANTS, SUBSIDIES ETC

	2014-15			2013-14	
	Plan	Non Plan	Total	Plan	Total
Expenditure on grants	-	-	-	-	-

SCHEDULE 23- INTEREST EXPENSES

	2014-15			2013-14	
	Plan	Non Plan	Total	Plan	Total
	Plan	Non Plan	Total	Plan	Total
Interest on Loan- Central Government*	-	3,085,400,000	3,085,400,000	-	3,910,409,610
Interest on Loan in Perpetuity	-	2,980,656,140	2,980,656,140	-	2,980,656,140
Other Penal Interest etc	-	755,100,000	755,100,000	-	836,975,636
Other Finance charges	-	8,487,680	8,487,680	-	13,570,180
Total interest	-	6,829,643,820	6,829,643,820	-	7,741,611,566

* (Refer Schedule 26, Note 7 & 21 of Notes to Accounts)

SCHEDULE 24- PRIOR PERIOD ADJUSTMENTS & EXCEPTIONAL ITEMS

	2014-15			2013-14	
	Plan	Non Plan	Total	Plan	Total
Prior period Expenses- Refund of Loan/Grant					
Capital Assets Fund write back					
Reconciliation of Remittances in transit*		(19,500,000)	(19,500,000)	(67,400,000)	
Spectrum/space charges provision write back after waive	-	-	-		
Depreciation on fixed assets capitalized from CWIP*		(13,869,418)	(13,869,418)	898,259,525	
Prior year exp	-	-	-		
Total	-	(33,369,418)	(33,369,418)	830,859,525	

* (Refer Schedule 26, Note 10 of Notes to Accounts and Schedule 8)


Jawhar Sircar
 Chief Executive Officer


Rajeev Singh
 Member(F)


Vineeta Barwa
 ADG (B&A)

SCHEDULE 25- SIGNIFICANT ACCOUNTING POLICIES

1.Method of accounting

The accounts of the Corporation are prepared under the historical cost convention using the accrual method of accounting. On this basis revenue and related assets are recognised when earned and expenses are recognised when the obligation is incurred.

2.Inventory Valuation

Stores and Spares (including machinery spares) are valued at cost.

3.Fixed Assets

Fixed assets are stated at transfer amount in respect of assets transferred to Prasar Bharti and the corresponding credit is to " Loan In Perpetuity".

Transfer of Assets by the Central Government are subject to actual valuation and verifications.

In respect of capital expenditure incurred on different Plan schemes undertaken by AIR and DD all related & associated expenses are capitalized.

4.Method of depreciation

Depreciation is charged on straight line method at rates computed on useful life of the assets prescribed based on the IMG recommendations. Accordingly, the rates adopted are: Building-2%, Studio, Transmitter, Machinery & Equipments and Other Fixed assets-10%, Electrical installation-4%, Vehicles-20%, Furniture & Fixtures-6.25%, Office Equipments-16.67% and Computers-33.33%.


5. Foreign Currency Transactions

Transaction in foreign currencies are accounted for at the prevailing exchange rates at the date of transactions.

6. License Fee and Consultancy fee

License fee and consultancy fee is recognized when receivable.


Jawhar Sircar
Chief Executive Officer


Rajeev Singh
Member (F)


Vineeta Barwa
ADG (B&A)

Place: New Delhi

Dated

PRASAR BHARATI**SCHEDULES FORMING PART OF THE ACCOUNTS FOR THE YEAR ENDED 31.03.2015****SCHEDULE 26- NOTES ON ACCOUNTS & CONTINGENT LIABILITIES****NOTES ON ACCOUNTS**

1. Prasar Bharati Broadcasting Corporation of India is established as general public utility institution and fall under the category of "Not-for-Profit Organization". Accordingly, based on Generally accepted accounting practices, and Section 145 of Income Tax Act, it can follow either cash or mercantile system of accounting. Considering the organization structure and prevalent past practices and the simplicity aspects, cash basis of accounting was being adopted upto 31.03.2005. From 01.04.2005 the accounts are initially compiled on cash basis at field unit level and subsequently converted into accrual basis to the extent possible, based on the information collected from both the Directorates. Prasar Bharati Board however, decided to give effect to complete switch over from cash to accrual accounting at field unit also. However, it would take time due to complex nature of organizational structure and lack of trained accounting staff at field units.

2 Contingent Liabilities:

2.1 Claims against the Entity not acknowledged as debts	Rs.	Nil
2.2 In respect of :		
* Bank Guarantees given by/on behalf of the Entity	Rs.	Nil
* Letters of Credit opened by Bank on behalf of the Entity	Rs.	Nil
* Bank Guarantee encashed for CWG-2010 Activity	Rs.	24.60 crore

Bank Guarantee of Rs. 24.60 crore of M/s SIS Live was invoked and the matter is under arbitration. M/s SIS live submitted their claims for Rs. 106.88 crore as per contract, Rs. 24.60 crore towards BG and for damages GBP 9381,098. Out of that, an amount of Rs. 106.88 crore has been included in the liabilities. However, Damages claimed by M/s SIS Live are not acknowledged as liability as the Corporation has also lodged a counter claim of Rs. 147.60 crore.

3. The amount of Fixed Assets transferred at book value to Prasar Bharti by the Central Government is based on Chief Controller of Accounts' letter No. CCA/I&B/2002 dated 3.09.02 and is also subject of physical verification and valuation.

4. The value of the assets sold/disposed of during the year has not been deducted from the Gross Block of Assets due to non-availability of details.

5. Grants received from Central Government are treated as Income, which together with internal revenue is utilized to meet expenses.


Major proportion of deficit is represented by non-cash transactions such as depreciation, Loans due & interest thereon and Spectrum & Space Segment Charges.

6. The Group of Ministers on Prasar Bharati has decided to convert the Loan in Perpetuity & Capital Loan into grant and to waive off interest there on. However, Notification in this regard is yet to be issued by Ministry.

7. Interest rate on Loan in Perpetuity granted by Government is 7% p.a. and on Capital Loan received from Government during 1.4.2000 to 31.03.2006 is 14.5% p.a. and received after 1.4.2006 is 11.5% p.a.


Jawhar Sircar
Chief Executive Officer


Rajeew Singh
Member (F)


Vineeta Barwa
ADG (B&A)

PRASAR BHARATI

SCHEDULES FORMING PART OF THE ACCOUNTS FOR THE YEAR ENDED 31.03.2015

SCHEDULE 26- NOTES ON ACCOUNTS & CONTINGENT LIABILITIES

NOTES ON ACCOUNTS

8. Taxation

Prasar Bharati is exempt from Income Tax as per Clause 23BBH under Section-10 of Income Tax Act.

9. Prasar Bharati's contribution towards Leave salary and Pension in respect of employees on deemed deputation is charged as expenditure.

10. Inter Office Transactions Accounts

On review it was noted that 'Inter Office Transactions Accounts' and the figures under 'Capital Work in Progress' require immediate reconciliation. Accordingly, the work of reconciliation, zone-wise, outsourced to the firms of Chartered Accountant for completing the work. The firm of Chartered Accountants have submitted their report accordingly the following transaction has been incorporated in financial reports of 2014-15.

- a. Remittance in Transit of Rs 1.95 crores have been reconciled and accordingly this amount is reduced from overall deficit of revenue over expenditure during the year.

11. Deposit Works

Amounts received from parties for deposit work, is after adjusting expenditure against such work.

12. Audit fee payable to C&AG for auditing Prasar Bharti's Accounts has been provided for.

13. Sundry debtors-good includes interest component of Rs.44.06 crore.

14. Provision for Rs.26.66 crore to the extent of 50% of Doubtful Sundry Debtors has been provided.

15 Provision for Spectrum & Space Segment charges and some other liabilities have been provided on estimated basis.


16. Income from Services (Commercial Revenue), Licence Fee for AIR/DD Towers and DTH income includes Service Tax component of Rs. 133.55 crore, Rs.8.18 crore and Rs. 9.61 crore respectively.

17. Interest on Fixed deposit of Field offices and on Advances to staff are accounted for as and when received. The quantum of accrued interest cannot be computed due to flexible tenure and interest rates on CLTD accounts and advances.

18. Provision of Rs.16.02 crore and Rs.12.49 crore in respect of "Other Departmental Loans/Advances" and "Inventories" respectively under Current Assets has been provided as item/party wise details of these are not available and the amount was being carried forward without any change for the last three years.


Jawhar Sircar
Chief Executive Officer


Rajeev Singh
Member (F)


Vineeta Barwa
ADG (B&A)

PRASAR BHARATI

SCHEDULES FORMING PART OF THE ACCOUNTS FOR THE YEAR ENDED 31.03.2015

SCHEDULE 26- NOTES ON ACCOUNTS & CONTINGENT LIABILITIES

NOTES ON ACCOUNTS


19. Provision for Rs. 19.16 crore has been provided as Employer's contribution towards NPS and interest thereon. Employee and Employer's contribution has also not been transferred to National Securities Depositories Ltd. (NSDL) though the amount has been kept in separate bank Account.


20. Out of the Capital Work in Progress completed during the year 2014-15, fixed assets aggregating to Rs 58.93 crore have been capitalized.

21. Interest expenses for the year are less viz-a-viz 2013-14 as interest less charged in previous years was adjusted in the said year.

22. Depreciation expenses for the year are less viz-a-viz 2013-14 as assets worth RS.364.21 crore were capitalized from CWIP and depreciation charged accordingly.


Jawhar Sircar
Chief Executive Officer


Rajeev Singh
Member (F)


Vineeta Barwa
ADG (B&A)

Place: New Delhi
Dated

R&P Account for 2014-15				
	AIR Total	DD Total	P.B. Sectt.	Grand Total
I. Opening Balances				
a) Cash in hand	1257342	2407810		3665152
b) Bank Balances	0	0		0
(i) in current A/c	0	0		0
Receipt A/c (Field Offices)	144368432	1146207707		1290576139
DD's A/c (11084233390)	0	0	517811839	517811839
AIR's A/c (11084233414)	0	0	186383106	186383106
Expenditure A/c (Field Offices)	3185161073	2012161875		5197322948
SBI (11084239041)	0	0	3964399187	3964399187
Canara Bank (1730)	0	0	234547760	234547760
Indian Overseas Bank(7430)	568092	2143585		2711677
Bank of India (12255)	0	215930		215930
(ii) in deposit A/c (for fixed deposit, if any)	820062113	160028508	2579215905	3559308626
(iii) C.P.FUND A/c	0	0	908629	908629
c) Imprest A/c	5140056	15262374		20402430
	0	0		0
II. Grants Received				
a) from Govt. of India	0	0		0
(i) Capital -Plan	0	0	0	0
(ii) Revenue PLAN	0	0	4360000000	4360000000
NON-PLAN	0	0	18650000000	18650000000
Common Wealth Game	0	0		0
(iii) Other Min. / Deptt.	0	0		0
(To Be Filled By PB (HQ))	0	0		0
	0	0		0
III. Inter current A/c transfer by PB (HQ)				
a) Funds-received-from PB	21535782285	20216983517	18122144897	57874910899
	0	0		0
b) Other station/Kendra/Office	489672249	55078396		544751645
c) CPF	0	0	24507765	24507765
d) Recovery of HBA & Other Advances	0	31649805		31649805
	0	0		0
IV. Interest Received				
a) On bank deposits (FDR)	177109713	68017380	675941475	921088568
	0	0		0
b) Loans & Advances etc.	0	0		0
(i) From Employees	9169361	1029976		10199337
	0	0		0
(ii) Others	3058454	1590096		4608550
c) Overdue interest on outstanding dues	208563	3700000		3998563
V. Other Income				
a) Rent/LF for AIR/DD Qrs.	23743929	11442012		35185941
	0	0		0
b) LF for AIR/ DD Towers	536483695	76508		536560203
i) Service Tax	81713096	39976		81753072
	0	0		0
c) Profit on sale/disposal of assets	0	0		0
(i) Owned assets	167204	1377641		1544845
	0	0		0
(ii) Assets acquired out of Govt. Grants	104004	611099		715103
	0	0		0
(iii) Misc. Income	41256719	32107856		73364575
(For assets acquired prior to 1.4.2k & other income)	0	0		0
	0	0		0
d) Others	1668740	10025570	0	11694310
	0	0		0
VI. Amount borrowed				
a) Capital loan from Govt.	0	0	0	0
	0	0		0
	0	0		0
VII. Income from Sales				
a) Commercial Receipts	0	0		0
AIR	3581408749	0		3581408749
DD	0	7838174123		7838174123
i) Service Tax	370185782	965308075		1335493857
	0	0		0
b) Sale of CD/CD	1847364	4562354		6309718
c) DTH	0	1052113344		1052113344
i) Service Tax	0	96163462		96163462
	0	0		0
VIII. Income from Services				
a) Professional /Consultancy Service	45052099	1196078		46248175
	0	0		0
IX. Other Receipts				
a) Security Deposit /Earmest Money	133919360	36309769		170229129
	0	0		0
b) Deposit work	1067875547	28935662		1096811209
	0	0		0
c) Advances to staff	0	0		0
i) HBA	1568144	2064456		3632600
ii) Car Advance	2411154	0		2411154
iii) Computer Adv.	5852503	0		5852503
iv) Motor Cycle/Scooter Adv.	3505448	0		3505448
v) Cycle /Mopad Advance	0	0		0
vi) Other Advances	15904182	446906		16351090
d) Earmarked fund CP Fund	0	0		0
e) Others	162107540	18786002	0	180893542
	0	0		0
X. Receipt from Govt. business				
Give Min / Deptt. Wise details	0	0		0
	0	0		0
XI. FDR				
	315348891	25209578		340558469
	0	0		0
TOTAL	3784970683	33841388530	47315838563	113921097776

Jawhar Sircar
Chief Executive Officer

Rajeev Singh
Member (F)

Vineeta Barwa
ADG (B&A)

az	R&P Account for 2014-15	Total AIR		Total DD		P.B. Sectt.	Grand Total	
		Non Plan	Plan	Non Plan	Plan		Non-Plan	Plan
I. Expenses								
a) Establishment Exp.				0				
(Details as per Annexure I)	9652397609			9573201918	0	0	19225599727	0
b) Admn. Exp.	0	0	0	0	0	0	0	0
(Details as per Annexure II)	5026061481			3318902163	0	0	8344963624	0
c) Programme related	0	0	0	0	0	0	0	0
(Details as per Annexure III)	1896169799	45301967		3952045025	198132972		5848214824	243434939
d) Exp. On grants/subsidies	0	0	0	0	0	0	0	0
(i) Grants given to Institutions	0	0	0	0	0	0	0	0
(ii) Subsidies given to Institutions	0	0	0	0	0	0	0	0
(iii) Grants received from other Min./Deptt.	0	0	0	0	0	0	0	0
II. Inter current A/c transfer of funds(PB)	0	0	0	0	0	0	0	0
a) To Prasar Bharati	4983215056	0		10234761567	0		15223976623	0
b) To other station/kendra/office	216178504	0		9103909	0	42121431548	42346713661	0
c) To IEBR (HBA)	125133	0		26862900	0		27008033	0
d) To Recovery of C.P.F.	6570926	0		0	0		5570926	0
III. Deposits made Out of own funds	165729689	0		65813769	0		231543458	0
(Investment others) FDR	0	0		0	0		0	0
IV. Exp. On fixed assets & Capital	0	0	0	0	0	0	0	0
Work-in-progress	0	0	0	0	0	0	0	0
a) Purchase of fixed assets	0	0	0	0	0	0	0	0
(Details as per Annexure IV)	70069626	2682342978		42067958	711316328		112137586	3393659308
b) Exp. On Capital work-in-progress	0	0	0	0	0	0	0	0
(i) Major Works	0	665653302		0	27354894		0	693008188
(ii) Misc. Works Scheme	0	321986100		0	0		0	321986100
V. Refund of surplus money/loans	0	0	0	0	0	0	0	0
a) to Govt. of India	0	0	0	0	0	145300000	145300000	0
b) to PB, HQ	18391999	0		45815279	0	0	64207278	0
VI. Finance charges (Interest)	0	0	0	0	0	0	0	0
a) On loans from Govt.	0	0	0	0	0	0	0	0
b) Others loans	0	0	0	0	0	0	0	0
c) Others	4308731	0		1253542	0	2925407	6487680	0
VII. Other payments	0	0	0	0	0	0	0	0
a) Refund of SD/EM	128795484	0		32070859	0		16086343	0
b) Exp. On Deposit work	1069851151	0		29217340	0		1099068491	0
c) Advances to Parties	0	0	0	0	0	0	0	0
d) Advances to staff	0	0	0	0	0	0	0	0
i) HBA	1520045	0		10900	0		1530945	0
ii) Car Advance	1860000	0		1925000	0		3785000	0
iii) Computer Adv.	3816000	0		2686640	0		6502640	0
iv) Motor Cycle/Scooter Adv	1835600	0		1204000	0		3039600	0
v) Cycle /Mopad Advance	30000	0		0	0		30000	0
vi) Other Advances	22521271	0		0	0		22521271	0
e) Income Tax	0	0		51632	0		51632	0
f) Service Tax	401070355	0		872323378	0		1273393733	0
g) Sales Tax	0	0	0	0	0	0	0	0
h) Bank Charges	111712	0		49753	0	1432	162897	0
i) Others	51110716	0		81120659	0		132231375	0
VIII. Exp. Against receipt from Govt. Business	0	0	0	0	0	0	0	0
(Min./Deptt. wise breakup to be given)	0	0	0	0	0	0	0	0
IX. Closing Balances	0	0	0	0	0	0	0	0
a) Cash in hand	1097535	0		1305141	0		2402676	0
b) Bank Balances	0	0	0	0	0	0	0	0
(i) in current A/c	0	0	0	0	0	0	0	0
Receipt A/c (Field Offices)	234385800	0		974128297	0		1208514097	0
DD's A/c (11084233390)	0	0	0	0	0	2140242	2140242	0
AIR's A/c (11084233414)	0	0	0	0	0	49617576	46617576	0
Expenditure A/c (Field Offices)	434839863	0		3488819303	0		7847218166	0
SBI (11084239041)	0	0	0	0	0	82453	82453	0
Canara Bank (1730)	0	0	0	0	0	222237127	222237127	0
Indian Overseas Bank(7430)	0	0	0	0	0	0	0	0
Bank of India (12255)	0	0	215930	0	0	0	215930	0
(ii) In deposit A/c (FDR If, any)	733677529	0		127651733	0	477369668	563526151	0
(iii) C.P.FUND A/c(SBI-30234030526)	0	0	0	0	0	1405889	1405889	0
c) Imprest A/c	4485530	0		11755751	0		16241281	0
TOTAL	29046586336	15284347	32904584346	936804184	47315338563	109269009245	4652085531	

Jayhar Sircar
Chief Executive Officer


Rajeev Singh
Member(F)


Vineeta Barwa
ADG (B&A)

Annexure-I							
Annexure for A/c 2014-15							
1 Establishment Expenditure	Total AIR		Total DD		P.B. Sectt.	Grand Total	
	Non Plan	Plan	Non Plan	Plan		Non-Plan	Plan
a) Salaries & Wages (include. Hono./ LTC / TF)	9279769254		9104917621			18384686875	
i) Medical reimbursement	131747441		104517267			236264708	
	0		0			0	
b) Allowance & Bonous including OTA/CEA	222695358		329866309			552561667	
	0		0			0	
c) Contribution to CPF (if any)	2490660		2373911			4864571	
	0		0			0	
d) Staff welfare Expenditure	444354		361505			825859	
	0		0			0	
e) Expenses on employees retirement & Terminal Benefits including L/S & Pension Contribution	2181821		22816291			24998112	
	0		0			0	
	0		0			0	
f) Establishment Capital	0		0			0	
	0		0			0	
g) Others	13068921		8329014			21397935	
	0		0			0	
Total	9652397809		9573201918		0	19225599727	0

Annexure-III							
Annexure for A/c 2014-15							
3 Programme Expenses	Total AIR		Total DD		P.B. Sectt.	Grand Total	
	Non Plan	Plan	Non Plan	Plan		Non-Plan	Plan
a) Royalty	64190986	22100	252754144	10107250		316945130	10129350
	0	0	0	0		0	0
b) Payment to UNI/PTI	211461732	0	20059604	150270		231521336	150270
	0	0	0	0		0	0
c) Commissioning of Programme	292180296	23959127	947075765	93295168		1239256061	117264295
	0	0	0	0		0	0
d) Panam Satellite Expenditure	74068053	0	586417806	55273871		660485859	55273871
	0	0	0	0		0	0
e) Sport events Expenses	4428120	0	26269366	8045918		30697486	8045918
	0	0	0	0		0	0
f) Payment to Artist	1223334129	19064082	1323982049	29187740		2547316178	48251822
	0	0	0	0		0	0
g) Spectrum charges	719629	481971	104794136	0		105513765	481971
	0	0	0	0		0	0
g) J & K Package	1600931	0	17044162	0		18645093	0
	0	0	0	0		0	0
h) NE Package	0	0	3244	0		3244	0
	0	0	0	0		0	0
i) Common Wealth Games	0	0	676200	0		676200	0
	0	0	0	0		0	0
j) Others	24185923	1774687	672968549	2072755		697154472	3847442
	0	0	0	0		0	0
TOTAL	1896169799	45301657	3952045025	198132972	0	5848214824	243434939


Jawhar Sircar
Chief Executive Officer


Rajeev Singh
Member(F)


Vineeta Barwa
ADG (B&A)

Annexure-II							
Annexure for A/c 2014-15							
2 Other Administrative Expenditure	Total AIR		Total DD		P.B. Sectt.	Grand Total	
	Non Plan	Plan	Non Plan	Plan		Non-Plan	Plan
a) Domestic Travel Expenditure	194823712	0	161559006	0		356382718	0
	0	0	0	0		0	0
b) Foreign Travel Expenditure	7963732	0	6859458	0		14823188	0
	0	0	0	0		0	0
c) Rent Rate & Taxes	251442419	0	121194643	0		372637062	0
	0	0	0	0		0	0
d) Advertising & Publicity	3826648	0	134934034	0		138750682	0
	0	0	0	0		0	0
e) Professional Charges , Armed Guard etc .	717225838	0	435564053	0		1152789891	0
	0	0	0	0		0	0
(i) Legal Charges	371852	0	0	0		371852	0
	0	0	0	0		0	0
(ii) Advocate Fees	30000	0	0	0		30000	0
	0	0	0	0		0	0
(iii) Other / Consultation fees	4394245	0	0	0		4394245	0
	0	0	0	0		0	0
f) Scholarship Stipend	5729806	0	7894606	0		13624412	0
	0	0	0	0		0	0
g)Supplies & Mateial	76979334	0	253573495	0		330552829	0
	0	0	0	0		0	0
h) Vehicle Repairs & Maintenance	201808417	0	205103670	0		406912087	0
	0	0	0	0		0	0
i) Electricity Power & Maintenance	1539326454	0	1035120200	0		2574446654	0
	0	0	0	0		0	0
j) Water Charges & Maintenance	25110782	0	15103694	0		40214476	0
	0	0	0	0		0	0
k) Postage	14465700	0	7491116	0		21956816	0
	0	0	0	0		0	0
l)Telephone & Communication	0	0	0	0		0	0
(i) Landline	64181086	0	38894167	0		103075253	0
	0	0	0	0		0	0
(ii) Mobile	6840217	0	3663611	0		10503828	0
	0	0	0	0		0	0
m) Hospitality Expenditure	9918714	0	6014528	0		15933242	0
	0	0	0	0		0	0
n) Insurance on P&M	0	0	0	0		0	0
	0	0	0	0		0	0
o) Insurance on Land & building	0	0	0	0		0	0
	0	0	0	0		0	0
p) Auditor's remuneration (out of Provision)	4381316	0	305	0		4381621	0
	0	0	0	0		0	0
q) Printing & Stationary	81603451	0	45684230	0		127287681	0
	0	0	0	0		0	0
r) Irrecoverable Balancs - Written off	0	0	0	0		0	0
	0	0	0	0		0	0
s) Provision for Bad & Doubtful debts/advances	0	0	0	0		0	0
	0	0	0	0		0	0
t) Purchase (Stock)	0	0	0	0		0	0
	0	0	0	0		0	0
u) Minor Work	893406885	0	211651547	0		1105058432	0
	0	0	0	0		0	0
v) METP	476051971	0	179671311	0		655723282	0
	0	0	0	0		0	0
w) Consumable	97124813	0	56478214	0		153603027	0
	0	0	0	0		0	0
x) Local Conveyance	2235572	0	2165237	0		4400809	0
	0	0	0	0		0	0
y) Operation & Maintenance of Capital Assests	4992325	0	2292184	0		7284509	0
	0	0	0	0		0	0
z) Others	341826172	0	387988856	0		729815028	0
	0	0	0	0		0	0
TOTAL	5026061461	0	3318902163	0		8344963624	0

Jawhar Sircar
Chief Executive Officer

Rajeev Singh
Member(F)

Vineeta Barwa
ADG (B&A)

Annexure-IV							
Annexure for A/c 2014-15							
4 Purchase of Fixed Assets	Total AIR		Total DD		P.B. Sectt.	Grand Total	
	Non Plan	Plan	Non Plan	Plan		Non-Plan	Plan
i) Land	0	0	0	1767938		0	1767938
ii) Building	0	71028	0	0		0	71028
(1) Studio	0	622394116	0	0		0	622394116
(2) Transmitter	0	0	0	0		0	0
a) Normal	0	1500993101	0	52894494		0	1553887595
b) J & K	186643	0	0	0		186643	0
c) N E	0	5537387	0	0		0	5537387
(3) Office	0	4021395	0	0		0	4021395
(4) Others	0	8634324	0	31836		0	8666160
iii) Plant Machinery & Equipment	0	0	0	0		0	0
a) Normal	0	539186985	0	656464085		0	1195651070
b) J & K	7616647	0	0	0		7616647	0
c) N E	0	784328	0	0		0	784328
iv) Vehicles	0	0	0	0		0	0
(a) Trucks, Jeeps & Vans	0	0	11900	0		11900	0
(b) Motor Car	0	0	0	0		0	0
(c) Motor Cycles / Scooter & Three Wheelers	4200	0	22000	0		26200	0
(d) Rickshaws/ Cycles	3300	0	0	0		3300	0
v) Furniture / Fixtures	0	0	0	0		0	0
(a) Cabinets /Almirah . Filing Racks	2101545	36709	4105025	0		6206570	36709
(b) Air Conditioners . A/C Plan	3728124	35000	1546080	0		5274204	35000
(c) Air Coolers	318524	0	351178	0		669702	0
(d) Water Coolers	1064148	0	792428	0		1856574	0
(e) Tables / Chairs / Sofas / Carpets	5324243	13615	5334670	20595		10658913	34210
(f) Wooden Partitions	140541	0	175119	0		315660	0
(g) Voltage Stabilisers / U P S System	728670	2400	732785	0		1462455	2400
(h) Others	5944710	11240	3552522	47230		9497232	58470
vi) Office Equipments	0	0	0	0		0	0
(a) Typewriters	667264	101583	170137	0		837401	101583
(b) Photocopiers / Duplicators	2578733	0	921036	33450		3499769	33450
(c) Fax Machines	651759	0	668856	0		1320615	0
(d) Others	1310078	23190	1000324	0		2310402	23190
vii) Computers / Peripherals	0	0	0	0		0	0
(a) Computers	22505444	440940	13652897	0		36158341	440940
(b) Printers	3783191	13046	2335575	56700		6118786	69746
(c) Floppies	90998	0	99514	0		190512	0
(d) C D's	114293	0	70428	0		184721	0
(e) Software	273858	0	453867	0		727745	0
(f) Others	598712	0	45930	0		644642	0
viii) Electric Installations	0	0	0	0		0	0
(a) Electrical Machinery	1825183	0	4603223	0		6428406	0
(b) Electric Light / Fans	500947	0	232702	0		733649	0
(c) Switchgear Instruments	39100	0	3750	0		42850	0
(d) Transformers	95704	0	29320	0		125024	0
(e) Electric Wiring & Fittings	3551529	0	416973	0		3968502	0
(f) Others	38770	0	254740	0		293510	0
ix) Library Books	1918326	42591	260297	0		2178623	42591
x) Tube wells & Water Supply System	87575	0	224662	0		312237	0
xi) Arbitration Charges	2275871	0	0	0		2275871	0
TOTAL	70089628	2682342978	42097958	711316328		112137586	3393659306

Jawhar Sircar
Chief Executive Officer

Rajeev Singh
Member(F)

Vineeta Barwa
ADG (B&A)

PRASAR BHARATI			
Receipts and payments Account for the year 2014-15		Rupees	
Appendix I Common Wealth Games		Non Plan	Plan
1	Coverage and Production events		
2	Construction and Operation of IBC		
3	Production Facilities Venues		
4	Host Broadcaster Coordination Monitoring Logistics and support service		
5	Contingency		
6	Arbitration Fees	676200	
7	Right Holder Broadcaster		
TOTAL		676200	


Jawhar Sircar
Chief Executive Officer


Rajeev Singh
Member (F)


Vineeta Barwa
ADG (B&A)