



**PRASAR BHARATI
BALANCE SHEET AS AT 31.03.2016**

	SCHEDULE	Rs	Rs
		As at 31-Mar-16	As at 31-Mar-15
CORPUS/CAPITAL FUND AND LIABILITIES			
Corpus/Capital Fund	1	-	-
Reserves and Surplus	2	-	-
Earmarked/Endowment Funds	3	-	-
Secured Loan	4	-	-
Unsecured Loan	5	9,333,870,000	66,177,272,000
Deferred Credit Liabilities	6	-	-
Current Liabilities and Provisions	7	53,036,122,166	87,786,602,822
TOTAL		62,369,992,166	153,963,874,822
ASSETS			
Fixed Assets	8	15,800,098,012	16,842,791,960
Capital Work-in progress	8	3,981,955,620	3,630,159,477
Investments (i) Earmarked/Endowment Funds	9	-	-
(ii) Others	10	-	-
Current Assets, Loans and Advances	11	21,501,696,644	18,992,624,449
Miscellaneous Expenditure		-	-
Deficit as per Income & Expenditure Account		21,086,241,890	114,498,298,936
TOTAL		62,369,992,166	153,963,874,822

SIGNIFICANT ACCOUNTING POLICIES 25
CONTINGENT LIABILITIES AND NOTES
ON ACCOUNTS 26


Jawhar Sircar
Chief Executive Officer


Rajeev Singh
Member(F)


Vineeta Barwa
ADG (B&A)


Place: New Delhi
Date


PRASAR BHARATI
INCOME AND EXPENDITURE ACCOUNT FOR THE YEAR ENDED 31 March 2016

	Schedule	Rs	Rs
		FOR THE YEAR ENDED 31 MARCH 16	FOR THE YEAR ENDED 31 MARCH 15
<u>INCOME</u>			
Income from Sales/ Services	12	9,926,739,226	13,010,174,021
Grants /subsidies	13	122,430,463,400	24,256,200,000
Fees/subscriptions	14	51,309,684	46,248,175
Income from Investments (income on investments from earmarked/endow. Funds transferred to Funds)	15	-	-
Income from Royalty, Publications etc	16	-	-
Interest Earned	17	1,049,468,340	1,013,593,982
Other Income	18	3,143,860,626	2,069,988,397
		-	-
TOTAL (A)		136,601,841,276	40,396,204,575
<u>EXPENDITURE</u>			
Establishment Expenses	19	22,591,591,367	20,667,244,727
Other Administrative Expenses	20	9,223,412,939	10,761,013,668
Programme related Expenses	21	7,594,982,898	8,499,236,763
Expenditure on Grants & subsidy	22	-	-
Interest	23	1,094,197,511	6,829,643,820
Depreciation	8	2,686,116,439	2,217,796,169
		-	-
TOTAL (B)		43,190,301,154	48,974,935,147
Balance being excess of Income over Expenditure (A-B)		93,411,540,122	(8,578,730,572)
Add: Prior period Adjustments & Exceptional items	24	516,924	33,369,418
Add: Balance brought forward from previous year		(114,498,298,936)	(105,952,937,782)
BALANCE BEING DEFICIT CARRIED OVER TO			
BALANCE SHEET		(21,086,241,890)	(114,498,298,936)

SIGNIFICANT ACCOUNTING POLICIES 25
CONTINGENT LIABILITIES AND NOTES
ON ACCOUNTS 26


Jawhar Sircar
Chief Executive Officer


Rajeev Singh
Member(F)


Vineeta Barwa
ADG (B&A)

Place: New Delhi
Date

PRASAR BHARATI
SCHEDULES FORMING PART OF BALANCE SHEET AS AT 31.03.2016

SCHEDULE 1- CORPUS/CAPITAL FUND:

Balance as at the beginning of the year
 Add: Grants -In-Aid received during the year
 Balance Corpus/Capital Fund
 Income and Expenditure Account

	Rs As at 31.03.16	Rs As at 31.03.15
	-	-
	-	-
	-	-
	-	-
TOTAL	-	-

BALANCE AS AT THE YEAR END

TOTAL

SCHEDULE 2- RESERVES AND SURPLUS

1. Capital Reserve:

As per last account
 Additions during the year

	-	-
	-	-
TOTAL	-	-

2. General Reserve

As per last account
 Addition during the year
 Less: Deductions during the year

	-	-
	-	-
	-	-
TOTAL	-	-

SCHEDULE 3- EARMARKED/ENDOWMENT FUNDS

CAPITAL ASSETS FUNDS

a) Opening Balance of the funds
 b) Add to the Funds: Amounts transferred from Grants/Corpus/Capital Fund for meeting
 Capital Expenditure/Advances

	-	-
	-	-
	-	-
TOTAL	-	-


SCHEDULE 4- SECURED LOANS AND BORROWINGS:

TOTAL

	-	-
	-	-


Jawhar Sircar
 Chief Executive Officer


Rājeev Singh
 Member(F)


Vineeta Barwa
 ADG (B&A)

PRASAR BHARATI
SCHEDULES FORMING PART OF BALANCE SHEET AS AT 31.03.2016

SCHEDULE 5- UNSECURED LOANS

1. Loan In Perpetuity
2. Central Government
3. Capital Loan from Ministry of I&B
4. Repayment of Loan due but not paid
5. Interest free Loan for CWG 2010

(Refer Schedule 26, Note 6 & 7 of Notes to Accounts)

SCHEDULE 6- DEFERRED CREDIT LIABILITIES:

SCHEDULE 7- CURRENT LIABILITIES AND PROVISIONS

A. Current Liabilities

- Advances received- against deposit work
- Deposits, earnest money, caution money/security deposits
- Interest on Loan in Perpetuity
- Interest on Capital Loan
- Penal Interest On Interest/principal due
- Other current liabilities -recoveries from salary and wages and others etc.
- Salary accrued for the Month of March
- Income tax/Sales tax deducted at source
- Unspent amount of Grant-in-aid
- Remittances to/from HQ/DDOs in transit/reconciliation's

(Refer Schedule 26, Note 7, 8, 9 & 21 of Notes to Accounts)

B Provisions

- For Spectrum/Space Segment expense
 - For other expenses(including CAG Audit Fee etc.)
 - NPS provisions
 - Stock Provisions
 - Provision for Other Departmental loans and advances
 - Provision for Doubtful Debts
 - For Statutory liabilities (service Tax)
- (Refer Schedule 26, Note 13,15,19 & 20 of Notes to Accounts)

	Rs As at 31.03.16	Rs As at 31.03.15
	-	42,580,802,000
	-	-
	5,830,930,000	9,786,970,000
	1,873,740,000	12,180,300,000
	1,629,200,000	1,629,200,000
TOTAL	9,333,870,000	66,177,272,000

-	-
---	---

-	-
---	---

	1,208,424,468	1,206,518,628
	898,141,209	658,384,639
	14,903,280,700	44,709,842,100
	14,133,599,500	23,115,100,000
	2,825,421,810	3,781,500,000
	4,357,648	4,357,648
	1,938,068,000	1,602,415,000
	-	-
	3,200,600,000	-
	3,322,436,979	3,265,999,450
TOTAL (A)	42,434,330,314	78,344,117,465

	7,343,700,000	5,585,100,000
	2,407,608,719	3,102,342,068
	251,819,825	191,600,000
	124,937,564	124,937,564
	160,254,598	160,254,598
	266,605,146	266,605,146
	46,866,000	11,645,981
	-	-
Total (B)	10,601,791,852	9,442,485,357
Total (A+B)	53,036,122,166	87,786,602,822

Jawhar Sircar
Chief Executive Officer

Rajeev Singh
Member(F)

Vineeta Barwa
ADG (B&A)

PRASAR BHARATI
SCHEDULES FORMING PART OF BALANCE SHEET AS AT 31.03.2016

SCHEDULE 8- FIXED ASSETS

DESCRIPTION	GROSS BLOCK			Cost at the year end 31.03.16	Depreciation For the year	Cumulative upto to the year	Net Block As at 31st Mar' 2016	Net Block As at 31st Mar' 2015
	Cost as on 1st April'15	Additions/ Transfers from civil wings during the year	Deductions/adjustments transfers/ disposal reclassification during the year					
A. Fixed Assets								
1. Land	28,105,080	-	-	28,105,080	-	-	28,105,080	28,105,080
2. Buildings	4,630,678,811	172,504,584	51,692,400	4,751,490,995	179,279,363	819,301,864	3,932,189,131	3,990,139,386
Others	-	-	-	-	-	-	-	-
3. Plant Machinery & Equipments	26,167,203,574	69,299,686	-	26,236,503,260	735,761,681	22,936,412,052	3,300,091,208	3,966,553,203
a) Studios	-	-	-	-	-	-	-	-
b) Transmitters	38,104,782,070	591,575,223	-	38,696,357,293	1,010,954,984	33,615,194,124	5,081,163,169	5,500,542,930
c) Machinery/Equipments	6,026,258,737	775,402,163	-	6,801,660,900	695,461,798	3,629,140,363	3,172,520,537	3,092,580,172
d) Electrical Installations	66,803,761	10,953,225	-	77,756,986	2,891,215	18,308,113	59,448,873	51,386,864
4. Vehicles	74,008,055	13,540	-	74,021,595	638,787	73,700,108	321,487	946,734
5. Furniture, Fixtures	213,934,912	29,450,143	-	243,385,055	13,424,412	103,624,867	139,760,188	123,734,458
6. Office Equipments	192,600,374	13,279,740	-	205,880,114	10,988,448	172,871,452	33,008,662	30,717,370
7. Computers	263,744,757	32,119,663	-	295,864,420	36,715,751	242,374,743	53,489,676	58,085,764
8 Other fixed assets	-	-	-	-	-	-	-	-
Capital Expenditure on various schemes	9,970,061,214	-	-	9,970,061,214	-	9,970,061,214	0	-
Total of Current Year (A)	85,738,181,345	1,694,597,967	51,692,400	87,432,779,312	2,686,116,439	71,580,988,900	15,800,098,012	16,842,791,960
B CAPITAL WORK-IN-PROGRESS	3,630,159,477	300,103,743	(51,692,400)	3,981,955,620	-	-	3,981,955,620	3,630,159,477
Total(B)	3,630,159,477	300,103,743	(51,692,400)	3,981,955,620	-	-	3,981,955,620	3,630,159,477
TOTAL	89,368,340,822	1,994,701,710	-	91,414,734,932	2,686,116,439	71,580,988,900	19,782,053,632	20,472,951,437
Previous Year	84,834,055,459	4,520,415,945	-	89,354,471,404	2,217,796,169	68,895,389,385	20,472,951,437	18,156,462,243

(From Buildings there is a depreciation write back of Rs. 5,16,924/- due to excess depreciation charged last year and accordingly assets worth Rs.5.17 cr. have also been adjusted)

Jawhar Sircar
Chief Executive Officer
Place: New Delhi
Dated

Rajeev Singh
Member(F)

Vineeta Barwa
ADG (B&A)

PRASAR BHARATI
SCHEDULES FORMING PART OF BALANCE SHEET AS AT 31.03.2016

	Rs As at 31.03.16	Rs As at 31.03.15
SCHEDULE 9- INVESTMENTS FROM EARMARKED/ENDOWMENT FUNDS		
1. In Government Securities	-	-
2. Other approved securities	-	-
3. Other	-	-
TOTAL	-	-
SCHEDULE 10- INVESTMENTS-OTHER		
1. In government Securities	-	-
2. Other approved securities	-	-
3. Others	-	-
TOTAL	-	-
SCHEDULE 11- CURRENT ASSETS, LOANS AND ADVANCES ETC		
A. CURRENT ASSETS:		
Inventories	124,937,564	124,937,564
Sundry Debtors- Good	2,388,070,433	2,562,083,160
Sundry Debtors- Doubtful	533,210,291	533,210,291
Cash Balance in hand/Imprest	18,314,357	18,643,957
Bank Balance With Scheduled Banks	-	-
on current accounts	213,831,957	222,535,510
on Collection accounts	129,080,067	48,757,818
	-	-
on Deposit account and other FDRs	11,648,993,164	5,946,067,941
with Various offices	5,925,376,501	9,055,732,263
with CP Fund A/c	271,552	1,405,889
(Refer Schedule 26, Note 14 & 19 of Notes to Accounts)	20,982,085,886	18,513,374,393
TOTAL (A)	-	-
B. Loans/advances		
1. Loans/advances	-	-
Staff	153,000,935	167,552,156
Others-departmental	160,254,598	160,254,598
Suspense account	-	-
2. Advances and other amounts recoverable in cash or in kind or for value to be received	-	-
On capital account	-	-
Prepayment	-	-
Others	-	-
3. Interest Accrued:	-	-
On investments from Earmarked/endowment funds	-	-
On Term Deposits with Scheduled Banks	131,817,000	96,165,496
Others	-	-
4. TDS & Income Tax	74,538,225	55,277,806
Total (B)	519,610,758	479,250,056
Total (A+B)	21,501,696,644	18,992,624,449

A
Jawhar Sircar
 Chief Executive Officer

R/S
Rajeev Singh
 Member(F)


Vineeta
Vineeta Barwa
 ADG (B&A)

PRASAR BHARATI
SCHEDULES FORMING PART OF BALANCE SHEET AS AT 31.03.2016

	Rs 2015-16	Rs 2014-15
SCHEDULE 12- INCOME FROM SALES/SERVICES		
Income from services (Including taxes)		
AIR and DD (Commercial revenue)	9,927,492,035	13,104,019,303
Deduct: Share of other agencies	5,880,000	100,355,000
Add: Sales of CD/VCD	5,127,191	6,509,718
(Refer Schedule 26, Note 16 & 22 of Notes to Accounts)		
TOTAL	9,926,739,226	13,010,174,021
SCHEDULE 13- GRANTS /SUBSIDIES		
Add: Grants -In-Aid received during the year from Govt. Of India, Ministry of I&B -Plan.	4,537,700,000	4,360,000,000
Add: Grants -In-Aid received during the year from Govt. Of India, Ministry of I&B -Non-Plan.	23,421,200,000	20,019,800,000
Add: Conversion of Capital Loan/Loan in perpetuity and Interest thereon into Gant-in-Aid	97,672,163,400	-
Add: Grants-In-Aid carry forward from previous year	-	-
Deduct: Transferred to Capital Assets Fund	-	-
Deduct: Unspent balance of Grant in aid received from Govt. Of India, Ministry of I&B -Non-Plan.	1,288,100,000	-
Deduct: Unspent balance of Grant in aid received from Govt. Of India, Ministry of I&B -Plan.	1,912,500,000	123,600,000
TOTAL	122,430,463,400	24,256,200,000
(Refer Schedule 26, Note 6 of Notes to Accounts)		
SCHEDULE 14-FEES/SUBSCRIPTIONS		
Professional/Consultancy services fee	51,309,684	46,248,175
Deduct: Share of other agencies	-	-
Total	51,309,684	46,248,175
SCHEDULE 15-INCOME FROM INVESTMENTS		
Interest on Fixed Deposits	Investments from Earmarked Funds	Investments from Earmarked Funds
TOTAL		
SCHEDULE 16-INCOME FROM ROYALTY, PUBLICATIONS ETC		
SCHEDULE 17 INTEREST EARNED		
On Term Deposits with Scheduled Banks	1,132,207,406	929,921,389
On others like employees advances etc.	14,616,076	14,805,887
Interest on debtors and other receivables	(97,355,142)	68,866,706
TOTAL	1,049,468,340	1,013,593,982
(Refer Schedule 26, Note 17 of Notes to Accounts)		


Jawhar Sircar
Chief Executive Officer


Rajeev Singh
Member(F)


Vineeta Barwa
ADG (B&A)

PRASAR BHARATI
SCHEDULES FORMING PART OF BALANCE SHEET AS AT 31.03.2016

SCHEDULE 18- OTHER INCOME

A. Other Receipts including Fees from Towers/staff quarters

- a) License Fees from Towers
- b) License Fees from Staff Quarters
- c) DTH Income
- d) Others

Others
(Refer Schedule 26, Note 16 of Notes to Accounts)

Total A

TOTAL (A)

B. Profit on Sales/disposal of assets

- a) Owned Assets
- b) Assets acquired out of grants, or received free of cost
- c) Assets acquired prior to 1.4.2000

TOTAL (B)

Total (A+B)

	Rs 2015-16	Rs 2014-15
	653,735,533	618,313,275
	34,959,028	35,185,941
	2,182,668,338	1,148,276,806
	229,937,854	192,587,852
	3,101,300,753	1,994,363,874
	-	-
	2,226,768	1,544,845
	31,842	715,103
	40,301,263	73,364,575
	42,559,873	75,624,523
	3,143,860,626	2,069,988,397

SCHEDULE 19- ESTABLISHMENT AND OTHER ADMINISTRATIVE EXPENSES

Establishment Expenses


- a) Salaries & Wages
- b) Allowances and Bonus
- c) Contribution to CPF/NPS
- d) Expenses on Employee's retirement/
terminal exp/Pension etc.
- e) Staff Welfare expenses
- f) Others including Medical


(Refer Schedule 26, Note 20 of Notes to Accounts)

TOTAL

	Rs 2015-16 Non Plan	Rs 2014-15 Non Plan
	20,111,112,588	18,255,312,875
	607,092,085	554,872,667
	75,281,093	196,464,571
	1,526,082,586	1,394,798,112
	-	-
	4,902,020	825,859
	267,120,995	264,970,643
	22,591,591,367	20,667,244,727


Jawhar Sircar
Chief Executive Officer



Rajeev Singh
Member(F)



Vineeta Barwa
ADG (B&A)

PRASAR BHARATI**SCHEDULES FORMING PART OF INCOME & EXPENDITURE A/C for the year ended 31 March 2016****SCHEDULE 20- OTHER ADMINISTRATIVE EXPENSES**

	Rs	Rs
	2015-16	2014-15
	IEBR	IEBR
Electricity and Power	2,373,161,151	2,742,485,654
Water charges	52,989,847	40,214,476
Insurance on plant & Machinery	-	-
Repairs and Maintenance on Plant & Machinery	6,931,548	7,284,509
Insurance on land and Buildings	-	-
Stock Provisions	-	124,937,564
Provision for Other Departmental loans and advances	-	160,254,598
Provision for Doubtful Debts	-	-
Rent, Rates and taxes	268,307,378	398,258,062
Repairs and Maintenance of vehicles	415,954,799	436,716,087
Postage, telephone and communication charges	140,026,265	135,535,897
Printing and Stationery(incl.Floppy,disc.)	125,390,980	127,662,914
Traveling & Conveyance expenses- local	331,739,258	385,611,527
Traveling -Foreign	15,043,249	15,677,188
Scholarship Stipends	24,308,534	15,277,412
Auditors remunerations	300,000	4,681,621
Hospitality Expenses	17,042,405	16,871,242
Professional charges(Armed Gurads etc.)	1,115,598,860	1,192,714,988
Bad and doubtful debt/advances Provisions	-	266,605,146
Advertisement and Publicity	96,170,948	138,928,682
Bank Charges	599,893	162,897
Supplies & material consumables	582,580,757	487,849,856
Other administrative expenses	774,363,831	942,675,403
Minor works and mach. & equipments and tools	1,559,559,525	1,842,394,714
Service Tax	1,323,196,098	1,278,213,231
Sales tax	147,613	-
Prior year expenses net/others	-	-
Total	9,223,412,939	10,761,013,668


Jawhar Sircar
Chief Executive Officer


Rajeev Singh
Member(F)


Vineeta Barwa
ADG (B&A)

PRASAR BHARATI
SCHEDULES FORMING PART OF INCOME & EXPENDITURE A/C for the year ended 31 March 2016

SCHEDULE 21-PROGRAMME RELATED EXPENSES

	Rs 2015-16 Plan	Rs 2015-16 IEBR	Rs 2015-16 Total	Rs 2014-15 Total
Royalty	-	221,893,374	221,893,374	380,801,480
Payment to UNI/PTI	-	244,986,684	244,986,684	231,671,606
Commissioning of Programme Softwares exp.	-	1,852,333,608	1,852,333,608	1,616,562,356
Panam Satellite expenses	-	313,373,842	313,373,842	715,759,730
Sport Events Expenses	-	33,040,261	33,040,261	40,103,404
Payment to Artists(PP & S etc.)	-	2,579,958,894	2,579,958,894	2,656,004,000
Other programme expenses/SAG-2016	87,329,129	230,723,513	318,052,642	711,613,914
J&K Package	-	-	-	18,645,093
N.E. Package	-	-	-	3,244
Spectrum & Space Segment Charges	-	1,765,840,750	1,765,840,750	2,127,395,736
Common Wealth Games	-	2,943,177	2,943,177	676,200
Kissan Channel Plan	262,559,666	-	262,559,666	-
Total	349,888,795	7,245,094,103	7,594,982,898	8,499,236,763

SCHEDULE 22- EXPENDITURE ON GRANTS, SUBSIDIES ETC

Expenditure on grants

Total 2015-16	Total 2014-15
-	-

SCHEDULE 23- INTEREST EXPENSES

Interest on Loan- Central Government
 Interest on Loan in Perpetuity
 Other Penal Interest etc
 Other Finance charges

Total

(Refer Schedule 26, Note 6 & 8 of Notes to Accounts)

Total 2015-16	Total 2014-15
988,699,500	3,085,400,000
-	2,980,656,140
95,921,810	755,100,000
9,576,201	8,487,680
1,094,197,511	6,829,643,820

SCHEDULE 24- PRIOR PERIOD ADJUSTMENTS & EXCEPTIONAL ITEMS

Prior period Expenses- Refund of Loan/Grant
 Capital Assets Fund write back
 Reconciliation of Remittances in transit
 Spectrum/space charges provision write back after waiver by GOI
 Depreciation on Fixed assets capitalized from CWIP
 Prior year exp


Total

(Refer Schedule 8)

Non Plan 2015-16	Non Plan 2014-15
-	-
-	(19,500,000)
(516,924)	(13,869,418)
-	-
(516,924)	(33,369,418)


Jawhar Sircar
 Chief Executive Officer


Rajeev Singh
 Member(F)


Vineeta Barwa
 ADG (B&A)

SCHEDULE 25- SIGNIFICANT ACCOUNTING POLICIES**1.Method of accounting**

The accounts of the Corporation are prepared under the historical cost convention using the accrual method of accounting. On this basis revenue and related assets are recognised when earned and expenses are recognised when the obligation is incurred.

2.Inventory Valuation

Stores and Spares (including machinery spares) are valued at cost.

3.Fixed Assets

Fixed assets worth Rs.4258.08 crores transferred by Ministry to Prasar Bharti and treated as " Loan In Perpetuity" have been converted into Grants-in-aid during 2015-16.

Transfer of Assets by the Central Government are subject to actual valuation and verifications.

In respect of capital expenditure incurred on different Plan schemes undertaken by AIR and DD all related & associated expenses are capitalized.

4.Method of depreciation

Depreciation is charged on straight line method at rates computed on useful life of the assets prescribed based on the IMG recommendations. Accordingly, the rates adopted are: Building-2%, Studio, Transmitter, Machinery & Equipments and Other Fixed assets-10%, Electrical installation-4%, Vehicles-20%, Furniture & Fixtures-6.25%, Office Equipments-16.67% and Computers-33.33%.

5. Foreign Currency Transactions

Transaction in foreign currencies are accounted for at the prevailing exchange rates at the date of transactions.

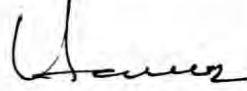
6. License Fee and Consultancy fee

License fee and consultancy fee is recognized when receivable.

Jawhar Sircar
Chief Executive Officer

Place: New Delhi
Dated


Rajeev Singh
Member (F)


Vineeta Barwa
ADG (B&A)

PRASAR BHARATI
SCHEDULES FORMING PART OF THE ACCOUNTS FOR THE YEAR ENDED 31.03.2016

SCHEDULE 26- NOTES ON ACCOUNTS & CONTINGENT LIABILITIES
NOTES ON ACCOUNTS

1. Prasar Bharati Broadcasting Corporation of India is established as general public utility institution and fall under the category of "Not-for-Profit Organization". Accordingly, based on Generally accepted accounting practices, and Section 145 of Income Tax Act, it can follow either cash or mercantile system of accounting. Considering the organization structure and prevalent past practices and the simplicity aspects, cash basis of accounting was being adopted upto 31.03.2005. From 01.04.2005 the accounts are initially compiled on cash basis at field unit level and subsequently converted into accrual basis to the extent possible, based on the information collected from both the Directorates. Prasar Bharati Board however, decided to give effect to complete switch over from cash to accrual accounting at field unit also. To overcome this problem, Prasar Bharati has developed a software called Expenditure Monitoring System (EMS). R&P A/c from all the DDOs will now be received through this software wef. 01.04.16.

2 Contingent Liabilities:

2.1 Claims against the Entity not acknowledged as debts	Rs.	Nil
2.2 In respect of :		
* Bank Guarantees given by/on behalf of the Entity	Rs.	Nil
* Letters of Credit opened by Bank on behalf of the Entity	Rs.	Nil
* Bank Guarantee encashed for CWG-2010 Activity	Rs.	24.60 crore

Bank Guarantee of Rs. 24.60 crore of M/s SIS Live was invoked and the matter is under arbitration. M/s SIS live submitted their claims for Rs. 106.88 crore as per contract, Rs. 24.60 crore towards BG and for damages GBP 9381,098. Out of that, an amount of Rs. 106.88 crore has been included in the liabilities. However, Damages claimed by M/s SIS Live are not acknowledged as liability as the Corporation has also lodged a counter claim of Rs. 147.60 crore.

3. The amount of Fixed Assets transferred at book value to Prasar Bharti by the Central Government is based on Chief Controller of Accounts' letter No. CCA/I&B/2002 dated 3.09.02 and is also subject of physical verification and valuation.

4. The value of the assets sold/disposed of during the year has not been deducted from the Gross Block of Assets due to non-availability of details.

5. Grants received from Central Government are treated as Income, which together with internal revenue is utilized to meet expenses.

Major proportion of deficit is represented by non-cash transactions such as depreciation, Loans due & interest thereon and Spectrum & Space Segment Charges.

6. As per letter No. G-20029/2/2015-B(Fin) dt. 10.02.2016, Ministry converted a total amount of Rs.11116.76 crore of outstanding loan & interest thereon upto 31.03.2010 and Spectrum & Space Segment charges accrued upto 31.03.2011 into Grant-in-aid. Out of this Rs.5684.34 crore pertains to outstanding loan, Rs.4082.88 crore to interest & Penal interest on loan and Rs.1349.54 crore to Spectrum & Space Segment charges.

The effect of waiver of Spectrum and Space Segment charges has already been taken in the Annual Accounts of 2012-13 vide Order No.1/2013 dt.25.04.2013 issued by MIB.


7. For waiver of remaining Capital Loan and interest on Loan in Perpetuity and Capital Loan received from Government from 1.04.2010 to 31.03.2016, a separate proposal will be sent to the Ministry. The reason for depiction of conversion of Loan in Perpetuity, Capital Loan and interest thereon into Grant-in-aid upto 31.03.2010 is due to the fact that the GOM had taken the decision to waive off the whole Loan outstanding on Prasar Bharati in the year 2010 but the order was issued by the Ministry on 10.02.2016.

8. Interest rate on Loan in perpetuity granted by Government is 7% p.a. and on Capital Loan received from Government during 01.04.2000 to 31.03.2006 is 14.5% p.a. , during 1.4.2006 to 31.03.2011 is 11.5% p.a. and from 1.4.2011 onwards is 13.5% p.a.

9. Every year liabilities on account of interest on capital loan are provided on the basis of figures provided by the Ministry. However, this year liabilities have been provided by PB as per the interest rates mentioned at note -7 above as the same has not been received from MIB.


Jawhar Sircar
Chief Executive Officer


Rajeev Singh
Member (F)


Vineeta Barwa
ADG (B&A)

PRASAR BHARATI
SCHEDULES FORMING PART OF THE ACCOUNTS FOR THE YEAR ENDED 31.03.2016

SCHEDULE 26- NOTES ON ACCOUNTS & CONTINGENT LIABILITIES
NOTES ON ACCOUNTS

10. Taxation

Prasar Bharati is exempt from Income Tax as per Clause 23BBH under Section-10 of Income Tax Act.

11. Prasar Bharati's contribution towards Leave salary and Pension in respect of employees on deemed deputation is charged as expenditure.

12. Deposit Works

Amounts received from parties for deposit work, is after adjusting expenditure against such work.

13. Audit fee payable to C&AG for auditing Prasar Bharti's Accounts has been provided for.

14. Sundry debtors-good includes interest component of Rs.34.03 crore.

15. Provision for Spectrum & Space Segment charges and some other liabilities have been provided on estimated basis.

16. Income from Services (Commercial Revenue), Licence Fee for AIR/DD Towers and DTH income includes Service Tax component of Rs. 120.12 crore, Rs.8.02crore and Rs. 29.71 crore respectively.

17. Interest on Fixed deposit of Field offices and on Advances to staff are accounted for as and when received. The quantum of accrued interest cannot be computed due to flexible tenure and interest rates on CLTD accounts and advances.

18. Out of the Capital Work in Progress completed during the year 2015-16, fixed assets aggregating to Rs 189321000 have been capitalized.

19. Provision of Rs.16.02 crore and Rs.12.49 crore in respect of "Other Departmental Loans/Advances" and "Inventories" respectively under Current Assets has been provided as item/party wise details of these are not available and the amount was being carried forward without any change for the last three years.

20. Provision of Rs.25.18 crore has been provided as Employer's contribution towards NPS and interest thereon. Employee and Employer's contribution has also not been transferred to National Securities Depository Ltd.(NSDL) though the amount has been kept in separate bank Account. Most of the employees have been allotted PRAN and the work of transfer of legacy amount has already been initiated.

21. The unspent amount of Grants-in-aid payable to the Ministry has been shown separately as current liabilities which was earlier shown under provisions for other expenses.

22. The share of income from sales/services pertaining to other agencies was paid from Programme Expenses during the year.

23. The interest from debtors has become negative due to rectification/reconciliation carried out in the list of debtors during the year 2015-16.


Jawhar Sircar
Chief Executive Officer


Rajeew Singh
Member (F)


Vineeta Barwa
ADG (B&A)

Place: New Delhi
Dated

R&P Account for 2015-16				
Receipt	AIR Total	DD Total	P.B. Sectt.	Grand Total
I. Opening Balances				
a) Cash in hand	1097535	1305141		2402676
b) Bank Balances	0	0		0
(i) In current A/c	0	0		0
Receipt A/c (Field Offices)	234385800	974128297		1208514097
DD's A/c (11084233390)	0	0	2140242	2140242
AIR's A/c (11084233414)	0	0	46617578	46617578
Expenditure A/c (Field Offices)	4348398863	3498819303		7847218166
SBI (11084239041)	0	0	82453	82453
Canara Bank (1730)	0	0	222237127	222237127
Bank of India (12255)	215930	0		215930
(ii) In deposit A/c (for fixed deposit, if any)	733677529	127851733	4773696889	5635228151
(iii) C.P.FUND A/c	0	0	1405889	1405889
c) Imprest A/c	4485530	11755751		16241281
	0	0		0
II. Grants Received	0	0		0
a) from Govt. of India	0	0		0
(i) Capital -Plan	0	0		0
(ii) Revenue PLAN	0	0	4537700000	4537700000
NON-PLAN	0	0	21900000000	21900000000
Common Wealth Game	0	0		0
(iii) Other Min. / Deptt.	0	0		0
(To Be Filled By PB (HQ))	0	0		0
III. Inter current A/c transfer by PB (HQ)	0	0		0
a) Funds-received-from PB	18775280202	17244133271	14168518078	50187931551
b) Other station/Kendra/Office	801362036	85117760		686479796
c) CPF	0	0	25460024	25460024
d) Recovery of HBA & Other Advances	129235910	2399435		131635345
IV. Interest Received	0	0		0
a) On bank deposits (FDR)	166504441	153748700	776302761	1096555902
b) Loans & Advances etc.	0	0		0
(i) From Employees	6917571	1375846		8293417
(ii) Others	5153764	1168895		6322659
c) Overdue interest on outstanding dues	0	2942843		2942843
V. Other Income	0	0		0
a) Rent/LF for AIR/DD Qrs.	24145850	10813178		34959028
b) LF for AIR/ DD Towers	573568519	0		573568519
ii) Service Tax	80167014	0		80167014
c) Profit on sale/disposal of assets	0	0		0
(i) Owned assets	397898	1828870		2226768
(ii) Assets acquired out of Govt. Grants	0	31842		31842
(iii) Misc. Income	22813263	17488000		40301263
(For assets acquired prior to 1.4.2k & other Income)	0	0		0
d) Others	230134	5607198		56301332
VI. Amount borrowed	0	0		0
a) Capital loan from Govt.	0	0		0
VII. Income from Sales	0	0		0
a) Commercial Receipts	0	0		0
AIR	3215074114	0		3215074114
DD	0	5584947981		5584947981
ii) Service Tax	423341279	77843403		1201184682
b) Sale of CD/VCD	2822366	2304825		5127191
c) DTH	0	1885518866		1885518866
ii) Service Tax	0	297149472		297149472
VIII. Income from Services	0	0		0
a) Professional /Consultancy Service	46419768	4889916		51309684
IX. Other Receipts	0	0		0
a) Security Deposit /Earnest Money	353840117	47922820		401762937
b) Deposit work	1166238604	40591040		1206829644
c) Advances to staff	0	0		0
i) HBA	5056253	1943357		6999610
ii) Car Advance	2048231	385000		2433231
iii) Computer Adv.	6506718	30000		6536718
iv) Motor Cycle/Scooter Adv.	3102209	210000		3312209
v) Cycle /Mopad Advance	13103178	0		13103178
vi) Other Advances	2762990	365880		3128870
d) Earmarked fund CP Fund	0	0		0
e) Others	149517575	24118947		173636522
X. Receipt from Govt. business	0	0		0
Give Min / Deptt. Wise details	0	0		0
XI. FDR	68063979	0		68063979
TOTAL	31165935170	30659201570	46454161039	108479297779

Jawhar Sircar
Chief Executive Officer

Rajeev Singh
Member (F)

Vineeta Barwa
ADG (B&A)

R&P Account for 2015-16	Total AIR		Total DD		P.B. Sectt.	Grand Total	
	Non Plan	Plan	Non Plan	Plan		Non-Plan	Plan
I. Expenses							
a) Establishment Exp.				0			
(Details as per Annexure.I)	10300944900	0	10436251642	0	0	20737196542	0
b) Admn. Exp.	0	0	0	0	0	0	0
(Details as per Annexure.II)	5029113588	0	3264361297	0	0	8293474885	0
c) Programme related	0	0	0	0	0	0	0
(Details as per Annexure.III)	2010495197	7208451	3498867908	337285344	0	5509383103	344473795
d) Exp. On grants/subsidies	0	0	0	0	0	0	0
(i) Grants given to Institutions	0	0	0	0	0	0	0
(ii) Subsidies given to Institutions	0	0	0	0	0	0	0
(iii) Grants received from other Min./Deptt.	0	0	0	0	0	0	0
ii. Inter current A/c transfer of funds(PB)	0	0	0	0	0	0	0
a) To Prasar Bharati	4952623302	0	8371183470	0	0	13323806772	0
b) To other station/kendra/office	275905393	0	40766803	0	35778237695	36094909691	0
c) To IEBR (HBA)	24032689	0	341487	0	0	24374176	0
d) To Recovery of C.P.F.	0	0	0	0	0	0	0
III. Deposits made Out of own funds	256227383	0	23537385	0	0	279764768	0
(Investment others) FDR	0	0	0	0	0	0	0
IV. Exp. On fixed assets & Capital	0	0	0	0	0	0	0
Work-in-progress	0	0	0	0	0	0	0
a) Purchase of fixed assets	0	0	0	0	0	0	0
(Details as per annexure.IV)	56373721	1109511566	32648839	255396481	0	89022360	1364908047
b) Exp. On Capital work-in-progress	0	0	0	0	0	0	0
(i) Major Works	0	306708820	0	48944950	0	0	355653770
(ii) Misc. Works Scheme	0	185409873	0	53500	0	0	185463373
V. Refund of surplus money/loans	0	0	0	0	0	0	0
a) to Govt. of India	0	0	0	0	123600000	123600000	0
b) to PB, HQ	941134451	0	590844097	0	0	1531978548	0
VI. Finance charges (Interest)	0	0	0	0	0	0	0
a) On loans from Govt.	0	0	0	0	0	0	0
b) Others loans	0	0	0	0	0	0	0
c) Others	3651056	0	5925145	0	0	9576201	0
VII. Other payments	0	0	0	0	0	0	0
a) Refund of SD/EM	121835623	0	40170744	0	0	162006367	0
b) Exp. On Deposit work	1171781586	0	33142218	0	0	1204923804	0
c) Advances to Parties	0	0	0	0	0	0	0
d) Advances to staff	0	0	0	0	0	0	0
i) HBA	2020000	0	246968	0	0	2266968	0
ii) Car Advance	1134000	0	3592000	0	0	4726000	0
iii) Computer Adv.	5144850	0	3739500	0	0	8884350	0
iv) Motor Cycle/Scooter Adv	2421700	0	1316719	0	0	3738419	0
v) Cycle /Mopad Advance	0	0	0	0	0	0	0
vi) Other Advances	1346858	0	0	0	0	1346858	0
e) Income Tax	16298985	0	2961434	0	0	19260419	0
f) Service Tax	494057446	0	793918633	0	0	1287976079	0
g) Sales Tax	147613	0	0	0	0	147613	0
h) Bank Charges	575018	0	21894	0	3181	599893	0
i) Others	78374435	0	24155524	0	0	102529959	0
VIII. Exp. Against receipt from Govt. Buisness	0	0	0	0	0	0	0
(Min./Deptt. wise breakup to be given)	0	0	0	0	0	0	0
IX. Closing Balances	0	0	0	0	0	0	0
a) Cash in hand	1037229	0	1376249	0	0	2413478	0
b) Bank Balances	0	0	0	0	0	0	0
(i) In current A/c	0	0	0	0	0	0	0
Receipt A/c (Field Offices)	388596893	0	1331071857	0	0	1719668750	0
DD's A/c (11084233390)	0	0	0	0	5912537	5912537	0
AIR's A/c (11084233414)	0	0	0	0	123167530	123167530	0
Expenditure A/c (Field Offices)	2647822373	0	1557885378	0	0	4205707751	0
SBI (11084239041)	0	0	0	0	43351769	43351769	0
Canara Bank (1730)	0	0	0	0	167943624	167943624	0
Indian Overseas Bank(7430)	0	0	0	0	0	0	0
Bank of India (12255)	2536564	0	0	0	0	2536564	0
(ii) In deposit A/c (FDR if, any)	766910300	0	147867134	0	10211673151	11126450585	0
(iii) C.P.FUND A/c(SBI-30234030526)	0	0	0	0	271552	271552	0
c) Imprest A/c	4553307	0	11347572	0	0	15900879	0
TOTAL	29557096460	1608838710	30217541295	841680275	46454161039	106228798794	2250498985


Jawhar Sircar
Chief Executive Officer


Rajeev Singh
Member(F)


Vineeta Barwa
ADG (B&A)

Annexure-I							
Annexure for A/c 2015-16							
1 Establishment Expenditure	Total AIR		Total DD		P.B. Sectt.	Grand Total	
	Non Plan	Plan	Non Plan	Plan		Non-Plan	Plan
a) Salaries & Wages (include. Hono./ LTC / TF)	9890019113	0	9935000475	0		19825019588	0
i) Medical reimbursement	145152836	0	110713864	0		255866700	0
	0	0	0	0		0	0
b) Allowance & Bonous including OTA/CEA	240644661	0	369697424	0		610342085	0
	0	0	0	0		0	0
c) Contribution to GPF (if any)	7459282	0	7601986	0		15061268	0
	0	0	0	0		0	0
d) Staff welfare Expenditure	820403	0	4081617	0		4902020	0
	0	0	0	0		0	0
e) Expenses on employees retirement & Terminal Benefits including L/S & Pension Contribution	646041	0	4236545	0		4882586	0
	0	0	0	0		0	0
	0	0	0	0		0	0
f) Establishment Capital	0	0	0	0		0	0
	0	0	0	0		0	0
g) Others	16202564	0	4919731	0		21122295	0
	0	0	0	0		0	0
Total	1030094900	0	10436251842	0	0	20737196542	0

Annexure-III							
Annexure for A/c 2015-16							
3 Programme Expenses	Total AIR		Total DD		P.B. Sectt.	Grand Total	
	Non Plan	Plan	Non Plan	Plan		Non-Plan	Plan
						0	
a) Royalty	57971892	0	215488482	0		273460374	0
	0	0	0	0		0	0
b) Payment to UNI/PTI	119865413	0	125121271	0		244986684	0
	0	0	0	0		0	0
c) Commissioning of Programme	290785552	0	1541245056	0		1832030608	0
	0	0	0	0		0	0
d) Panam Satellite Expenditure	150767511	0	162606331	0		313373842	0
	0	0	0	0		0	0
e) Sport events Expenses	22808448	0	10231813	0		33040261	0
	0	0	0	0		0	0
f) Payment to Artist	1306237141	0	1255057753	0		2561294894	0
	0	0	0	0		0	0
g) Spectrum charges	0	0	7240750	0		7240750	0
	0	0	0	0		0	0
g) J & K Package	0	0	0	0		0	0
	0	0	0	0		0	0
h) NE Package	0	0	0	0		0	0
	0	0	0	0		0	0
i) Common Wealth Games	0	0	2943177	0		2943177	0
	0	0	0	0		0	0
j) Others /South Asian Games 2016	62059240	7208451	178933273	74705678		240992513	81914129
k) Kissan Channel	0	0	0	262559666		0	262559666
TOTAL	2010495197	7208451	3498867906	337265344	0	5509363103	344473795


Jawhar Sircar
Chief Executive Officer



Rajeev Singh
Member(F)


Vineeta Barwa
ADG (B&A)

Annexure-II		Total AIR		Total DD		P.B. Sectt.	Grand Total	
Annexure for A/c 2015-16		Non Plan	Plan	Non Plan	Plan		Non-Plan	Plan
2	Other Administrative Expenditure							
	a) Domesic Travel Expenditure	190165685	0	164859673	0		355025358	0
		0	0	0	0		0	0
	b) Foreign Travel Expenditure	8654460	0	7242789	0		15897249	0
		0	0	0	0		0	0
	c) Rent Rate & Taxes	170794723	0	128886655	0		299681378	0
		0	0	0	0		0	0
	d) Advertising & Publicity	9896216	0	86442732	0		96338948	0
		0	0	0	0		0	0
	e) Professional Charges , Armed Guard etc .	741231456	0	436309276	0		1177540732	0
		0	0	0	0		0	0
	(f) Legal Charges	752746	0	0	0		752746	0
		0	0	0	0		0	0
	(ii) Advocate Fees	8580	0	0	0		8580	0
		0	0	0	0		0	0
	(iii) Other / Consultation fees	3421802	0	0	0		3421802	0
		0	0	0	0		0	0
	f) Scholarship Stipend	9820057	0	16271477	0		26091534	0
		0	0	0	0		0	0
	g)Supplies & Mateial	189673042	0	253585683	0		443258725	0
		0	0	0	0		0	0
	h) Vehicle Repairs & Maintenance	222677770	0	220542029	0		443219799	0
		0	0	0	0		0	0
	i) Electricity Power & Maintenance	1528295444	0	1027444707	0		2555740151	0
		0	0	0	0		0	0
	j) Water Charges & Maintenance	35276908	0	17712939	0		52989847	0
		0	0	0	0		0	0
	k) Postage	14734673	0	6845093	0		21579766	0
		0	0	0	0		0	0
	l)Telephone & Communication	0	0	0	0		0	0
	(i) Landline	67861093	0	40857853	0		108718946	0
		0	0	0	0		0	0
	ii) Mobile	6597810	0	3129743	0		9727553	0
		0	0	0	0		0	0
	m) Hospitality Expenditure	11121399	0	6869006	0		17990405	0
		0	0	0	0		0	0
	n) Insurance on P&M	0	0	0	0		0	0
		0	0	0	0		0	0
	o) Insurance on Land & building	0	0	0	0		0	0
		0	0	0	0		0	0
	p) Auditor's remuneration (out of Provision)	423155	0	51194	0		474349	0
		0	0	0	0		0	0
	q) Printing & Stationary	90993166	0	34051974	0		125045140	0
		0	0	0	0		0	0
	r) Irrecoverable Balancs - Written off	0	0	0	0		0	0
		0	0	0	0		0	0
	s) Provision for Bad & Doubtful debts/advances	0	0	0	0		0	0
		0	0	0	0		0	0
	t) Purchase (Stock)	0	0	0	0		0	0
		0	0	0	0		0	0
	u) Minor Work	734016640	0	221422961	0		955439601	0
		0	0	0	0		0	0
	v) METP	489097765	0	183690159	0		672787924	0
		0	0	0	0		0	0
	w) Consumable	76810817	0	66205215	0		143016032	0
		0	0	0	0		0	0
	x) Local Conveyance	2234522	0	1874378	0		4108900	0
		0	0	0	0		0	0
	y) Operation & Maintenance of Capital Assests	6931548	0	0	0		6931548	0
		0	0	0	0		0	0
	z) Others	417622111	0	340065761	0		757687872	0
		0	0	0	0		0	0
	TOTAL	5029113588	0	3264361297	0		8293474885	0


Jawhar Sircar
Chief Executive Officer


Rajeev Singh
Member(F)


Vineeta Barwa
ADG (B&A)

Annexure-IV		Total AIR		Total DD		P.B. Sectt.	Grand Total	
Annexure for A/c 2015-16		Non Plan	Plan	Non Plan	Plan		Non-Plan	Plan
4	Purchase of Fixed Assets							
	i) Land	0	0	0	0		0	0
	ii) Building	0	0	0	0		0	0
	(1) Studio	0	42093012	0	27206674		0	69299686
	(2) Trasmitter	0	0	0	0		0	0
	a) Normal	0	490732460	0	4321811		0	495054271
	b) J & K	0	0	0	0		0	0
	c) N E	0	1395875	0	24788077		0	26183952
	(3) Office	0	0	0	0		0	0
	(4) Others	0	1247643	0	9800		0	1257443
	iii) Plant Machinery & Equipment	0	0	0	0		0	0
	a) Normal	0	572046103	0	193123727		0	765169830
	b) J & K	0	0	0	0		0	0
	c) N E	0	1996473	0	5946392		0	7942865
	iv) Vehicles	0	0	0	0		0	0
	(a) trucks, Jeeps & Vans	0	0	0	0		0	0
	(b) Motor Car	0	0	0	0		0	0
	(c) Motor Cycles / Scooter & Three Wheelers	0	0	0	0		0	0
	(d) Rickshaws/ Cycles	8390	0	5150	0		13540	0
	v) Furnitue / Fixtures	0	0	0	0		0	0
	(a) Cabinets /Almirah . Filing Racks	5089234	0	3155151	0		8244386	0
	(b) Air Conditioners . A/C Plan	3232334	0	1698657	0		4930991	0
	(c) Air Coolers	760601	0	238485	0		999086	0
	(d) Water Coolers	840206	0	264790	0		1104996	0
	(e) Tables / Chairs / Sofas / Carpets	5763159	0	1817226	0		7580385	0
	(f) Wooden Partitions	697172	0	97585	0		794757	0
	(g) Voltage Stabilisers / U P S System	917108	0	810946	0		1728064	0
	(h) Others	1980887	0	2086602	0		4067489	0
	vi) Office Equipments	0	0	0	0		0	0
	(a) Typewriters	901546	0	31000	0		932546	0
	(b) Photocopiers / Duplicators	4591935	0	4884665	0		9476600	0
	(c) Fax Machines	1273182	0	319495	0		1592677	0
	(d) Others	1158969	0	118948	0		1277917	0
	vii) Computers / Periphines	0	0	0	0		0	0
	(a) Computers	17662198	0	10010197	0		27672396	0
	(b) Printers	2758149	0	941035	0		3699184	0
	(c) Floppies	86806	0	70064	0		156870	0
	(d) C D's	185323	0	3647	0		188970	0
	(e) Software	176302	0	165617	0		341919	0
	(f) Others	376370	0	29795	0		406165	0
	viii) Electric Installations	0	0	0	0		0	0
	(a) Elctrical Machinery	1014019	0	4680837	0		5694856	0
	(b) Electric Light / Fans	427663	0	259801	0		687464	0
	(c) Switchgear Instruments	12760	0	81377	0		94137	0
	(d) Transformers	56500	0	271014	0		327514	0
	(e) Electric Wiring & Fittings	3828019	0	232095	0		4060114	0
	(f) Others	0	0	89140	0		89140	0
	ix) Library Books	2094083	0	195385	0		2289468	0
	x) Tube wells & Water Supply System	480806	0	89935	0		570741	0
	xi) Arbitration Charges	0	0	0	0		0	0
	TOTAL	56373721	1109511566	32648639	255396481		89022360	136490807


Jawhar Sircar
Chief Executive Officer


Rajeev Singh
Member(F)

Vineeta Barwa
ADG (B&A)

PRASAR BHARATI			
Receipts and payments Account for the year 2015-16		Rupees	
Appendix I Common Wealth Games		Non- Plan	Plan
1	Coverage and Production events		
2	Construction and Operation of IBC		
3	Production Facilities venues		
4	Host Broad Caster Coordination monitoring Logistics and support service		
5	Contingency		
6	Arbitration Fees	2943177	
7	Right Holder Broadcaster		
Total		2943177	0


Jawhar Sircar
 Chief Executive Officer


Rajeev Singh
 Member(F)


Vineeta Barwa
 ADG (B&A)