



प्रसार भारती/ PRASAR BHARATI

भारत का लोक सेवा प्रसारक/ INDIA'S NATIONAL PUBLIC SERVICE BROADCASTER

आकाशवाणी महा निदेशालय /DIRECTORATE GENERAL: ALL INDIA RADIO

योजना और विकास एकक आकाशवाणी भवन, संसद मार्ग, नई दिल्ली-110001

P & D UNIT, AKASHVANI BHAWAN, SANSAD MARG, NEW DELHI-110001

[क्रय अनुभाग /PURCHASE SECTION]

No. 01(34)11/NIT-32/2019-D(P)/ 251

Dated: 26.06.2019

Notice inviting e-Tender No. 32/2019

E-tenders are invited for and on behalf of Director General, All India Radio under two bid systems for Supply/SITC/SETC of the following Equipments from firms registered with DGS&D/NSIC and from reputed manufacturers/authorized agents and stockiest dealing with the equipments as detailed below:

| Sl. No. | Tender Ref. no. | Description of Stores | Qty. | Estimated Cost of work/ Procurement (Rs. in Lakh) | EMD (Rs. In Lakh) | Tender Submission Date/Time (online) | Tender Opening Date/Time (Online) |
|---------|--|--|--------------|---|-------------------|--------------------------------------|-----------------------------------|
| 1 | No. 12(30)01 /2019-D(P)/ 658/ D(P-S) Cell | Supply, Erection, Testing and Commissioning (SETC) of FM Combiners & RF Cables etc. at Jaipur | (1) Place | 368.79 | 7.38 | 08.08.2019 (02:30 PM) | 08.08.2019 (03:00 PM) |
| 2 | No.12(32)01/F M Antenna / 2019/D(P)/660 /D(P-S) Cell | Supply of 2 Bay Vertically Polarized Side Mount VHF FM Antenna. | (100) Nos. | 230.67 | 4.62 | 08.08.2019 (02:30 PM) | 08.08.2019 (03:00 PM) |
| 3 | No. 12(33)10 /Processor/ 2019/D(P)/ 661/D(P-S) Cell | Supply of Stereo FM Digital Audio Broadcast Processor. | (32) Nos. | 139.27 | 2.79 | 13.08.2019 (02:30 PM) | 13.08.2019 (03:00 PM) |
| 4 | No. 12(35)01 /RF Cable/ 2019/D(P)/ 662/D(P-S) Cell | Supply of 7/8" & 3/8" RF Coaxial Foam Dielectric Cable and Accessories (for VHF FM Transmitter Setup) | (100) Places | 60.00 | 1.20 | 13.08.2019 (02:30 PM) | 13.08.2019 (03:00 PM) |
| 5 | No. 12(36)01/ FMTr/ 2019/ D(P)/ 663/ D(P-S) Cell | Supply of 100 W Digital Compatible VHF FM Solid-State MOSFET Technology Based Broadcast Transmitter in (1+1) configuration alongwith pre-wired Rack including Programme Input & Monitoring equipments and other associated equipments/ items | (100) Places | 1280.00 | 25.60 | 20.08.2019 (02:30 PM) | 20.08.2019 (03:00 PM) |

Contd...2

26/6/2019

NOTE:

- i. The bid forms, General Instructions to Bidders and other details including amendments/ changes can be viewed/ downloaded from the website www.tenderwizard.com/PB.
- ii. Tender notice is also available on the AIR website www.allindiaradio.gov.in (using the link: Tender) and CPP PORTAL on website <http://eprocure.gov.in>.

26/8/2019

(हृदेश कुमार/ Hirdesh Kumar)

उप निदेशक (अभि.)/ Dy. Director (Engg.)

कृते महा निदेशक आकाशवाणी/for Director General: All India Radio

E-mail: depurchase@prasarbharati.gov.in

Tele :-011-2342 1040

PRASAR BHARATI
(India's Public Service Broadcaster)
DIRECTORATE GENERAL: ALL INDIA RADIO
(PLANNING & DEVELOPMENT UNIT)

SPECIFICATIONS FOR SUPPLY OF STEREO FM DIGITAL AUDIO BROADCAST PROCESSOR
(FOR VHF FM TRANSMITTER SET UP)

CONTENTS

| S. No. | Descriptions | Page No. |
|--------|--|----------|
| 1 | A. Essential Requirement for the tender | 1 - 3 |
| 2 | B. Essential Eligibility Criteria for tenderer | 3 |
| 3 | Section 1.0, General Specifications | 4 - 7 |
| 4 | Section 2.0, Technical Specifications | 8 - 10 |
| 5 | Section 3.0, Inspection Details | 11 |
| 6 | Section 4.0 (I), Schedule of Requirements/Materials (Un-Priced) for Supply of Stereo FM Digital Audio Broadcast Processor | 12 |
| 7 | Section 4.0 (II), Spare (Optional), Schedule of Requirements/Materials (Un-Priced) for Supply of Stereo FM Digital Audio Broadcast Processor | 12 |
| 8 | Annexure-I, Performa for information about local office/authorized representative/dealer for after sales support | 13 |
| 9 | Annexure-II, List of places | 14 |
| 10 | Annexure-III, Test setup for measurement of Audio Processor | 15 |

A. ESSENTIAL REQUIREMENT FOR THE TENDER:

- (i) The tenderer should submit Schedule of Requirements/Materials of Supply without price in the same format as given in Section-4.0 (I & II) of AIR Specifications in the technical bid, failing which the tender shall be considered incomplete and is liable to be rejected.
(ii) It is also mandatory to mention Make & Model of the offered equipment in the Schedule of Requirements/Materials of Supply, failing which the tender shall be considered incomplete and is liable to be rejected.
- Each statement of this specifications has to be complied with & supported by printed technical literature, technical data sheets, schematic drawings and technical manuals from the manufacturer of the equipment by the tenderer, to assess the full merit of the offer without which tender will be considered incomplete and is liable to be rejected.
- The tenderer should submit the tender offer to AIR in the format given below, section wise & clause wise, in respect of all the sections of technical specifications. The OEM/tenderer must provide the page number reference, in column (4) of the table given below, of the technical bid clearly indicating the volume number also, if any, for each supporting document to verify the parametric values shown in the compliance statement, to assess the full merit of the offer, failing which the tender shall be considered incomplete and is liable to be rejected.

(Y.P. Singh, AE)

(V. Panwar, AE)

(Manzoor Ali, ADE)


(Rajendra Nahar, DDE)


(Aditya Chaturvedi, DDG E)


Specification No. Audio Processor/40/February/2019-D (TD/FM)

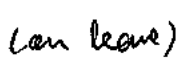
| S. No. of AIR Specifications (Section wise & Clause wise) (1) | Details of AIR Specifications (Part/ Section wise & Clause wise) (2) | Compliance (Yes/No) (3) | The page no. of the tender offer, where the information/ supporting document is available. (4) | Remarks (5) |
|---|--|-------------------------------|---|----------------|
| A. Essential requirement for the tender | | | | |
| B. Essential eligibility criteria for tenderer | | | | |
| Section-1 Clause wise | | | | |
| Section-2 Clause wise | | | | |
| Section-3 Clause wise | | | | |
| Section-4 Clause wise | | | | |

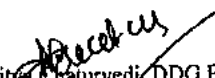
4. The tenderer should quote the rate/cost of individual items in the tender offer while submitting the offer for spares (**OPTIONAL**) in commercial bid.
5. The complete technical specifications (Section wise & Clause wise) compliance statement along with Schedule of Requirements/Materials (un-priced) must be signed & stamped on each page by the respective Original Equipment Manufacturer (OEM) in the tender document including the clarifications, if any, asked by AIR, failing which the tender shall be considered incomplete and is liable to be rejected.
In case tender offer is from other than the Original Equipment Manufacturer, the tenderer must also sign & stamp each page of the complete Technical specifications compliance statement (Section wise & Clause wise) including the clarifications, if any, asked by AIR, failing which the tender shall be considered incomplete and is liable to be rejected. The OEM & tenderer should mention their name in CAPITAL LETTERS & designation of the signatories, full address with pin code, phone number, fax number, e-mail addresses etc.
6. All the volumes of the entire technical bid must be page numbered.
7. The authorization and guarantee must be given by respective Original Equipment Manufacturer (OEM) on their letter head pad duly signed & stamped on each page. In case tender offer is from other than the Original Equipment Manufacturer, the tenderer must also give guarantee on their letter head pad duly signed & stamped on each page, failing which the tender shall be considered incomplete and is liable to be rejected without any notice/back reference. Guarantee shall be as per the format given in clause 1.7 of Section-1.
8. In case tender offer is from other than the Original Equipment Manufacturer, the tenderer should also furnish a certificate from the OEM that the tenderer can quote items of the OEM directly, failing which the tender shall be considered incomplete and is liable to be rejected without any notice/back reference.
9. Public Procurement (Preference to Make in India) Order No. P-45021/2/2017-B.E-II dated 15.06.2017 of Government of India, Ministry of Commerce and Industry, Department of Industrial Policy and Promotion shall be applicable.


(Y.P. Singh, AE)


(V. Panwar, AE)


(Manzoor Ali, ADE)


(Rajendra Nahar, DDE)


(Aditya Chaturvedi, DDG E)

Specification No. Audio Processor/40/February/2019-D (TD/FM)

10. Any change in the AIR technical specifications format or language or in parameters or of any other nature including the deletion of technical specifications clause, words, lines in the technical specifications compliance statement by the OEM/ tenderer will not be acceptable to AIR and the tender is liable to be rejected.

11. *Optional items will not be considered for ranking purpose.*

B. ESSENTIAL ELIGIBILITY CRITERIA FOR TENDERER:

(a) The tenderer should either be the OEM of Stereo FM Digital Audio Broadcast Processor or their authorized representative/dealer.

(b) (i) The OEM of the Stereo FM Digital Audio Broadcast Processor must have an experience of manufacturing and supplying Stereo FM Digital Audio Broadcast Processor for at least last 5 years. Documentary evidence to support this must be provided.

(ii) The OEM should have supplied Stereo FM Digital Audio Broadcast Processor to reputed/public broadcasters. The OEM must provide the details of past supply record **(in the format given below)** for at least 20 Nos. of such offered Stereo FM Digital Audio Broadcast Processor, supplied during last three years ending last day of the month previous to the one in which the tender is invited.


| Order No. with date, reference | Stereo FM Digital Audio Broadcast Processor Type and Model | Qty. | Name of the broadcaster with full postal address including e-mail address to whom Stereo FM Digital Audio Broadcast Processor was supplied, for getting feedback on Stereo FM Digital Audio Broadcast Processor performance. | Remarks |
|--------------------------------------|---|------|---|---------|
| (1) | (2) | (3) | (4) | (5) |
| | | | | |

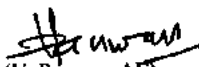
(iii) All India Radio reserves the right to get performance feedback of the Stereo FM Digital Audio Broadcast Processor from any of the above broadcasters named by the tenderer/OEM.

(iv) Copies of orders for supply and completion certificates/delivery challans/invoice of at least 10 Nos., out of the 20 Nos. of Stereo FM Digital Audio Broadcast Processor submitted by the tenderer in above format, are also to be enclosed by the tenderer.

(c) In case the tenderer is the authorized representative/dealer, the tenderer must be an authorized representative/dealer of any OEM of Audio Broadcast Processor for last three years or more **OR** must be in the business of sales and supply of Audio Broadcast Processor for last three years or more. Documentary evidence to support this must be provided.


(d) The OEM of the offered Stereo FM Digital Audio Broadcast Processor must have his local office/authorized representative/dealer in India for after sales support. **A certificate as per Annexure-I** duly signed by the OEM as well as local office/authorized representative/dealer must be submitted with the offer. Copy of Agreement/MoU executed between OEMs and their authorized representative/dealer duly signed by both must also be submitted with the offer.


(Y.P. Singh, AE)


(V. Panwar, AE)


(Manzoor Ali, ADE)

(en leave)
(Rajendra Nahar, DDE)


(Aditya Chaturvedi, DEGE)

SECTION-1.0

GENERAL SPECIFICATIONS:

1.0 Stereo FM Digital Audio Broadcast processor equipment as per AIR specification shall be used for round the clock for continuous operation without any interruption in VHF FM broadcast service at AIR station for FM /AM transmitter/studio setup. The offered equipment/items as per specification shall be field proven for satisfactory operation.

1.1 Please refer tender documents for general term and conditions of contract for supply including all the commercial aspects like, Packing and Packing List, Insurance and Marine Risk etc., Payment terms, Penalty/Compensation for Delay, Damages and Liabilities, Time Period and Extension for Delay, Foreclosure of Contract due to Abandonment or Reduction in Scope of Supply, Cancellation of Contract in Full or Part, Recovery of Security Deposit, Performance Guarantee, Unsatisfactory Workmanship, Damages Incurred During transit, Tenderer Liable for Damages, Defects, Recovery of Compensation, Ensuring Payment and Amenities, Tenderer to Indemnify Government against Patent Rights, Release of Security Deposit, Safety Code, insurance from manufacturer's works/factory to respective site etc i.e. in totality.

1.2 INSPECTION:

1.10.1 Detailed inspection of Stereo FM Digital Audio Broadcast processor will be carried out at Manufacturer's Works by two Engineers of All India Radio as per details given in Section-3.0.

1.10.2 Call for Pre-dispatch Inspection(PDI) of Stereo FM Digital Audio Broadcast processor at OEM's Works is to be given by the tenderer to All India Radio at least 8 weeks in advance. *Inspection period shall be based on one working day for three Stereo FM Digital Audio Broadcast processor.* Testing/measurements as per approved ATP must be submitted to All India Radio along with the call for inspection of Stereo FM Digital Audio Broadcast processor for analyzing etc.


1.10.3 For AIR inspecting engineers, expenses toward to and fro air journey, boarding, lodging etc. will be borne by All India Radio.


1.10.4 The complete Acceptance Test Procedure/Protocol (ATP) will be prepared by the OEM of the Stereo FM Digital Audio Broadcast processor and submitted to DDG (E-FM), P&D Unit, DG: AIR for approval within one month of issue of Acceptance of Tender. ATP will also indicate full details of setup for measuring/testing equipments to be deployed during the performance measurements/inspection at factory. The approved ATP shall form the basis for performance measurements/inspection to be carried out. AIR has the right to include other technical parameters in ATP submitted by OEM within the ambit of specification of the product offered.

1.3 INFORMATION TO BE SUPPLIED WITH THE TENDER:

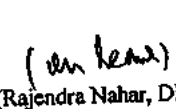
(i) The complete technical specifications (Section wise & Clause wise) compliance statement alongwith Schedule of Requirements/Materials (un-priced) duly signed & stamped on each page by the respective Original Equipment Manufacturer (OEM) and countersigned by the tenderer as per the format given above in clause A (3), to assess the full merit of the offer, without which the tender offer will be considered incomplete and is liable for rejection.

(ii) Complete printed technical literature/data sheet/schematic drawings/detailed information including technical manual of Stereo FM Digital Audio Broadcast processor and associated equipments/items as per Section-4.0 (I&II) from the Original Equipment Manufacturer (OEM) in support of compliance statement should be furnished for all the items of the tender, to assess the full merit of the offer, without which the tender offer will be considered incomplete and is liable for rejection.


(Y.P. Singh, AE)


(V. Panwar, AE)


(Manzoor Ali, ADE)


(Rajendra Nahar, DDE)


(Aditya Chandra, DDG E)

Specification No. Audio Processor/40/February/2019-D (TD/FM)

- (iii) Detailed Schedule of Requirements/Materials (un-priced) for supply of Stereo FM Digital Audio Broadcast processor should be in conformity with Section-4.0 (I&II) without any change in the format, failing which, the tender will be considered incomplete and is liable for rejection. The tenderer must quote all items.
- (iv) Descriptive information and complete details of each equipment offered shall be given by the tenderer.
- (v) Country of Origin, Make, Type & Model of all the offered items should be mentioned including the name & address of their vendors.
- (vi) A copy of the Technical Manual must be enclosed with technical bid on non-refundable basis for assessing the complete Stereo FM Digital Audio Broadcast processor. The Technical Manual must include at least the details given below:
- (a) General description of the offered Stereo FM Digital Audio Broadcast processor, block diagram/schematic drawings etc.
 - (b) Diagrams showing the isometric view of Stereo FM Digital Audio Broadcast processor equipment with dimensions in metres.
 - (c) Installation Manual & drawings with dimensions in respect of offered equipment.
 - (d) The procedure of settings Stereo FM Digital Audio Broadcast processor should be described in detail with practical examples.
 - (e) Photograph of the Stereo FM Digital Audio Broadcast processor showing Front, Rear, Side & Top view.
 - (f) All Do's and Don'ts which are essential for safe Installation, Operation, Maintenance & Servicing of the Stereo FM Digital Audio Broadcast processor.

1.4 INFORMATION TO BE SUPPLIED BY THE TENDERER WITHIN ONE MONTH AFTER ISSUE OF ACCEPTANCE OF TENDER:

One set of Technical Manuals (for Installation, Testing, Commissioning, Operation, Maintenance & Servicing, including theory of operation and fault diagnosis) COLOUR printed and duly bound for Stereo FM Digital Audio Broadcast processor along with soft copy on CD must be supplied to "DDG(E-FM), P & D Unit, DG: AIR, New Delhi-110001".

1.5 INFORMATION TO PRECEDE DESPATCH OF EQUIPMENT:

Following information should be supplied to the DDG(E-FM), P & D Unit, DG: AIR and each of the consignee, two months prior to dispatch of Equipment:

- a) Detailed list of equipment under dispatch.

1.6 INFORMATION TO BE SUPPLIED ALONGWITH EQUIPMENT:

Technical manuals (for Installation, testing, commissioning, Operation, Maintenance & Servicing, including theory of operation and fault diagnosis) COLOUR printed and duly bound for Stereo FM Digital Audio Broadcast processor and inspection report with soft copy on CD shall be supplied as per Section-4.0 (I).

1.7 GUARANTEE:

The tenderer shall submit with his tender an undertaking to accept the following guarantees:

{This Guarantee clause is applicable to all the equipments/items mentioned in Schedule of Requirements/Materials (un-priced)}.

- (i) A guarantee that the equipment supplied will be in accordance with these specifications, varied only to the extent stated in his tender and agreed to in the contract.

(Y.P. Singh, AE)

(V. Panwar, AE)

(Manzoor Ali, ADE)

(Rajendra Nahar, DDE)

(Aditya Chaturvedi, DDG E)

(ii) A guarantee to make good within 7 days (from the date of first intimation to OEM/tenderer) at tenderer's expense any component which becomes defective under normal operating conditions, for 60 months from the date of supply. If the tenderer failed to rectify the fault within the stipulated period of 7 days, the guarantee period would be extended corresponding to the outage period.

(iii) A guarantee to supply all components for a period of ten years from the date of acceptance of Equipment at site, at rates at which these are being supplied by him to other customers and also should match prices of original manufactures of these components prevailing at that time.

(iv) If at any stage during next 10 years, the manufacturer stops production of this model of Equipment, he shall intimate All India Radio in advance to enable the latter to stock the critical items.

1.8 LANGUAGE/UNITS:

All information supplied by the Tenderer & all markings, notes, designation on the drawings & associated write-ups shall be in "English language" only.

All dimensions, units on drawings, all references to weights, measures & quantities shall be in MKS.

1.9 DELIVERY OF EQUIPMENT:

1. For Indian Bidders:

Supply will have to be completed within **FOUR MONTHS** from the date of Acceptance of Tender or **FOUR MONTHS** from the date of the Decision Letter from WPC(whenever is required) in respect of RF equipment, provided by AIR, whichever is later.

2. For Foreign Bidders:

Supply will have to be completed within **FOUR MONTHS** from the date of Opening of Letter of Credit (LC).

1.10 PACKING AND PACKING LISTS:

All the equipment should be securely and properly packed to withstand transit hazards. Equipment packing shall be fit for sea freight and incorporate adequate protection against ingress of moisture. Packing slips giving details of the items contained in each package shall be placed inside the package in a water proof envelop to enable easy identification and should contain cross references to item/part numbers of installation drawings/components lists. Copies of packing slips and other details should be sent separately to respective consignee and also to the DDG(E-FM), P & D Unit, DG: AIR, New Delhi.

1.11 INSURANCE AND MARINE RISKS ETC:

Please refer to commercial terms.

1.16 POWER SUPPLY FOR ALL EQUIPMENT:

| | | |
|------|------------------------|---------------------------------------|
| (i) | Operating Line voltage | AC Single Phase, 230 Volts \pm 10 % |
| (ii) | Frequency | 50 Hz \pm 4% |

1.17 AMBIENT CONDITIONS FOR ALL INSIDE EQUIPMENT:

| | | |
|-------|-----------------------------|------------------------|
| (i) | Operating temperature range | 0 °C to 45 °C |
| (ii) | Relative Humidity | 95% non-condensing. |
| (iii) | Working altitude | Up to 3000 meters AMSL |

(Y.P. Singh, AE)

(V. Panwar, AE)

(Manzoor Ali, ADE)

(Rajendra Nahar, DDE)

(Aditya Chaturvedi, DDG E)

- 1.18 The tenderer will have to arrange demonstration of the offered Equipment as a part of technical evaluation at New Delhi, India within 30 days from the date of issue of AIR request letter. Accordingly, the tenderer should be in readiness for demonstration within 30 days from the date of issue of AIR request letter, **failing which the tender offer is liable to be rejected without any further correspondence.**

The tenderer will have to make all necessary arrangement for testing of the offered Equipment. Exhaustive checking and measurements will be carried out so as to completely check the compliance of the equipment with the requirements as projected in the specifications. A test setup (Annexure-III) for measurement of Audio Processor is also enclosed for reference.


All expenses & liabilities for demonstration of above offered equipment will be borne by the tenderer. This is purely for Technical Evaluation of the offered Equipment and is without any commitment for acceptance of offer, whatsoever at this stage.

1.19 MAINTENANCE SUPPORT AND SPARES:


- (a) The minimum recommended essential spares shall be quoted separately by the tenderer.
- (b) The minimum recommended essential spares may be based on predicted rate of failure.
- (c) In case, the tenderer quotes the optional items as 'a set', the details of the components/items offered in the 'set' must be spelt out clearly including their Make & Model and quantity.

1.20 ESSENTIAL REQUIREMENT FOR LOCAL OFFICE/AUTHORIZED REPRESENTATIVE/ DEALER:

- (a) The OEM should have complete setup for maintenance/repair of the Stereo FM Digital Audio Broadcast Processor in India, either of its own or through local office/authorized representative/dealer.
- (b) The local office/authorized representative/dealer will be the nodal point for resolving issues related to after sales support. It is the responsibility of local office/authorized representative/dealer to arrange the repair/replacement of faulty items. Any module of Stereo FM Digital Audio Broadcast Processor requiring repairs will be repaired at site. If it is not feasible to repair the module at site, the same will be collected from the site by local office/authorized representative/dealer that will arrange repairs locally. The cost of transportation, repairs etc. shall be borne by the tenderer during the guarantee period.
- (c) After sales support for the repairs/maintenance of Stereo FM Digital Audio Broadcast Processor after the completion of guarantee period, shall also be provided by the OEM of the Stereo FM Digital Audio Broadcast processor through their local office/authorized representative/dealer in India.
- (d) The details of technical facilities available with local office/authorized representative/dealer for after sales support such as test bench, necessary test & measuring equipment and photographs thereof, must be provided in the technical bid.
- (e) At the discretion of AIR, AIR representative(s) may visit the works of local office/authorized representative/dealer of OEM in India to ensure/verify that adequate technical infrastructure is available for after sales service for timely resolving the issues related to attending/replacing the equipments. Tenders from the tenderers who failed to meet these criteria shall be considered incomplete and is liable to be rejected.


(Y.P. Singh, AE)


(V. Panwar, AE)


(Manzoor Ali, ADE)


(Rajendra Nahar, DDE)


(Aditya Chaturvedi, DDG E)

SECTION-2.0

2.1 SALIENT FEATURES:

- a. The specification for Stereo FM Digital Audio Broadcast Processor is meant for broadcast purpose in the audio chain of VHF FM transmitters.
- b. It should have Digital Signal Processing technique using DSP chips.
- c. It should be able to provide multi band (minimum 5) compression, limiting and clipping, automatic wideband gain control.
- d. It should have phase limiter to maximize audible transparency. It should also have provision for stereo enhancement and high/low frequency enhancement.
- e. It should have in-built feature of multiple user and system configuration pre-sets. The user audio pre-sets and system configuration pre-sets should be stored in the memory and without any battery backup. By using the processor user pre-set, the factory pre-set of the Processor should not change.
- f. The equipment shall be capable for continuous operation to ensure the uninterrupted broadcast without degradation in performance.
- g. The equipment should have a failsafe switching which detects loss of audio or sync error on the primary input and able to switch automatically to the secondary input.
- h. The equipment should have system audio bypass functionality with adjustable gain setting to completely defeat the processing for test and alignment.
- i. The equipment should have a built-in adjustable test tone generator that produces sine waves (L+R, L-R, Left or Right) at all analog, digital and composite outputs.

2.2 The Stereo FM Digital Audio Broadcast Processor should accept following inputs.

2.2.1 AES/EBU inputs

2.2.2 Analog left-right inputs

2.2.3 Sub-carrier inputs (Subsidiary Channel Authorization and Radio Data System/Radio Broadcast Data System i.e. SCA and RDS/RBDS)

2.3 The Stereo FM Digital Audio Broadcast Processor should give following outputs.

2.3.1 AES/EBU output

2.3.2 Analog left-right output

2.3.3 Two Composite stereo output/ multiplexed output with individual level control. These outputs will be ITU-R BS 412 compliant.

2.3.4 Pilot tone output for synchronization of external devices etc.


2.4 Necessary function switches such as level/gain control etc. should be available on the front panel. All these control shall be rugged and reliable.


2.5 The Stereo FM Digital Audio Broadcast Processor should have visual monitoring and real time level monitoring of various technical parameters on the front panel and a compact one unit for ease of operation.

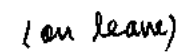
2.6 It should be capable for remote control operation and should be SNMP compliant. It should have visual monitoring of various technical parameters remotely through PC etc. The tenderer will also provide MIB file.

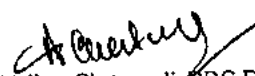
2.7 Radio Frequency Interference (RFI)/Electromagnetic Interface (EMI) filter shall be provided at mains input of the Stereo FM Digital Audio Broadcast Processor as per relevant provisions of standards for effective rejection of the interference from the high power FM/AM transmitters operating in the premises.


(Y.P. Singh, AE)


(V. Panwar, AE)


(Manzoor Ali, ADE)


(Rajendra Nahar, DDE)


(Aditya Chaturvedi, DDG E)

TECHNICAL SPECIFICATIONS:

| S. No. | TECHNICAL PARAMETERS | TECHNICAL SPECIFICATIONS |
|-------------|--|---|
| 2.8 | ANALOG AUDIO INPUT | |
| 2.8.1 | Configuration | Stereo |
| 2.8.2 | Nominal Input Level | Software adjustable from -4.0 to +12.0 dBu. |
| 2.8.3 | Maximum Input Level | +24 dBu |
| 2.8.4 | Connectors | Two XLR-type, female, EMI-suppressed. |
| 2.8.5 | A/D Conversion | Minimum 24-bit |
| 2.8.6 | Input Impedance | $\geq 10 \text{ k } \Omega$ |
| 2.9 | ANALOG AUDIO OUTPUT | |
| 2.9.1 | Configuration | Stereo. Flat or pre-emphasized (at 50 μs), software-selectable. |
| 2.9.2 | Output Level (100% peak modulation) | Adjustable from -4 dBu to +20 dBu peak, into 600 Ω or greater load, software-adjustable. |
| 2.9.3 | Signal to Noise Ratio (referenced to 100% modulation, 20 Hz to 15 kHz) | $\geq 80 \text{ dB}$ unweighted |
| 2.9.4 | Total Harmonic Distortion plus Noise (THD+N) (20 Hz to 15 kHz) | $\leq 0.02 \%$. |
| 2.9.5 | L/R Cross Talk (20 Hz to 15 kHz) | $\geq 70 \text{ dB}$ |
| 2.9.6 | Connectors | Two XLR-type, male, EMI-suppressed. |
| 2.9.7 | D/A Conversion | Minimum 24-bit |
| 2.9.8 | Frequency response (20 Hz to 15 kHz) | $\pm 0.5 \text{ dB}$ |
| 2.9.9 | Output Impedance | $< 50 \text{ } \Omega$ |
| 2.10 | DIGITAL AUDIO INPUT | |
| 2.10.1 | Configuration | Stereo, AES/EBU standard, 24-bit resolution. |
| 2.10.2 | Sampling Rate | 32 kHz /44.1 kHz, 48kHz automatically selected. |
| 2.10.3 | Connector | XLR-type, female, EMI-suppressed, 110 Ω |
| 2.10.4 | Input Reference Level | Variable within the range of -25 dBFS to -10 dBFS |
| 2.11 | DIGITAL AUDIO OUTPUT | |
| 2.11.1 | Configuration | Stereo, AES/EBU standard |
| 2.11.2 | Sample Rate | 32 kHz /44.1 kHz, 48kHz selected in software |
| 2.11.3 | Connectors | XLR-type, male, EMI-suppressed |
| 2.11.4 | Output Level (100% peak modulation) | -20 dBFS to 0 dBFS, software-controlled. |
| 2.11.5 | De-emphasis | 50 μs Software-selectable |
| 2.12 | COMPOSITE BASEBAND OUTPUT | |
| 2.12.1 | Configuration | Two outputs with independent level control. |
| 2.12.2 | Maximum Output Level | +12 dBu |
| 2.12.3 | D/A Conversion | Minimum 24-bit |
| 2.12.4 | Signal to Noise Ratio (referenced to 100% modulation, 20 Hz to 15 kHz) | $\geq 85 \text{ dB}$ unweighted |
| 2.12.5 | Total Harmonic Distortion plus Noise (THD+N) (20 Hz to 15 kHz) | $\leq 0.02\%$ |
| 2.12.6 | Stereo Separation at 100% modulation (30 Hz to 15 kHz) | $\geq 55 \text{ dB}$ |
| 2.12.7 | Cross talk Linear (main channel to sub-channel or sub-channel to main channel) referenced to | Better than 70 dB |

(Y.P. Singh, AE)

(V. Panwar, AE)

(Manzoor Ali, ADE)

(on leave)
(Rajendra Nahar, DDE)

(Aditya Kumar VEDI, DDC E)

Specification No. Audio Processor/40/February/2019-D (TD/FM)

| | | |
|---------|---|---|
| | 100% modulation | |
| 2.12.8 | 38 kHz Suppression | ≥ 70 dB (referenced to 100% modulation) |
| 2.12.9 | Pilot Protection | 60 dB relative to 9% pilot injection, ± 250 Hz |
| 2.12.10 | Pilot Stability | 19 kHz, ± 1.0 Hz |
| 2.12.11 | Pilot level | Adjustable from 6% to 12%, software controlled |
| 2.12.12 | 57 kHz (RDS/RBDS) Protection | ≥ 50 dB relative to 4% sub-carrier injection, ± 2.0 kHz. |
| 2.12.13 | Connectors | Two BNC, EMI suppressed. |
| 2.13 | REMOTE CONTROL INTERFACE | |
| 2.13.1 | Configuration | Four inputs & two outputs, opto-isolated and floating |
| 2.13.2 | Voltage | AC or DC. Details to be given by tenderer |
| 2.13.3 | Connector | Suitable for 2.14.1 (EMI suppressed) |
| 2.13.4 | Control | User-programmable for multiple user presets, factory presets, bypass, test tone, stereo or mono modes, analog input, digital input. |
| 2.14 | REMOTE COMPUTER INTERFACE | |
| 2.14.1 | Configuration | Transmission Control Protocol (TCP)/ Internet Protocol (IP) via direct cable connect, modem or Ethernet interface. |
| 2.14.2 | Connectors | RS-232 (EMI-suppressed), Ethernet |
| 2.15 | POWER | |
| 2.15.1 | Voltage | AC Single phase, 230V ± 10 %, 50Hz ± 4 % |
| 2.15.2 | Connector | IEC (EMI suppressed). Detachable 3-wire power cord to be supplied. |
| 2.15.3 | Safety Standards | ETL listed to UL standards, CE marked. |
| 2.16 | ENVIRONMENTAL CONDITIONS | As per Section -1.0 |
| 2.17 | Dimensions (Approximate) (W × H × D) | To be fitted in 19" rack |


2.18 The Stereo FM Digital Audio Broadcast Processor shall essentially have the following:


- (i) **Protection against current over-loads:** The equipment should mute in case of overload and revert to normal functioning once overload ceases to exist.
- (ii) **Protection against RF:** The equipment is to be provided with adequate interference shielding so as to perform satisfactory operation in the transmitter hall, without degradation in performance, which houses other high power FM/AM transmitters.


2.19 The equipment should have protection against open circuit, short circuit, ultrasonic frequencies and high RF fields.


2.20 An earth terminal shall be provided in the equipment body for connecting audio earth connection.


2.21 **ACCESSORIES:** All necessary accessories like connection cords and connectors shall be supplied along with the units. The standard accessories should be clearly mentioned in the tender. Also, optional accessories, if considered useful/recommended by the supplier, should be quoted separately with technical details.


(Y.P. Singh, AE)


(V. Panwar, AE)


(Manzoor Ali, ADE)


(Rajendra Nahar, DDE)


(Arjun Chaturvedi, DDE)

SECTION 3.0

INSPECTION DETAILS

The inspection for acceptance of the Stereo FM Digital Audio Broadcast Processor will be carried out at OEMs's works by Engineers of All India Radio (AIR) in accordance with Acceptance Test Procedure/Protocol (ATP). All facilities like complete set of measuring instruments, power supply, manual assistance etc. will be provided by the tenderer. Complete details and specifications of the Stereo FM Digital Audio Broadcast Processor will be checked and all parameter values will be measured.


The tenderer shall put up all the Stereo FM Digital Audio Broadcast Processor for inspection in lot, out of which 10% randomly selected Stereo FM Digital Audio Broadcast Processor shall be inspected in detail and measurements shall be taken. Remaining Stereo FM Digital Audio Broadcast Processor will be accepted on the basis of Original Equipment Manufacture's (OEM) Test Certificates (as per AIR Specifications) duly signed and stamped on the letter head of the OEM, failing which, Original Equipment Manufacture's (OEM) Test Certificates will be considered incomplete and equipment offered by the firm is liable to be rejected.

Operational checking of the complete Stereo FM Digital Audio Broadcast Processor and measurements will be carried out as per approved ATP. Complete list of these measuring equipments along with their set-up shall be forwarded along with the tender. A test setup (Annexure-III) for measurement of Audio Processor is also enclosed for reference.

It is mandatory that all these checking and measurements i.e. Operational checking of the Stereo FM Digital Audio Broadcast Processor and measurements are carried out well in advance and these measurement details, graphical printouts and figures must be available, at the time of inspection. These must also be submitted to All India Radio along with the call for inspection of the Stereo FM Digital Audio Broadcast Processor well in advance for analyzing etc.

Following information should also form part of above data which will also be checked for each Stereo FM Digital Audio Broadcast Processor during inspection by AIR representative:

1. Make, Type, Model and Country of Origin of the Stereo FM Digital Audio Broadcast Processor, accessories and spares.
2. Measurements of all parameters as per Section-2.0 of Technical Specifications. All the parameters will be measured.


(Y.P. Singh, AE)


(V. Panwar, AE)


(Manzoor Ali, ADE)


(Rajendra Nahar, DDE)


(Aditya Chaturvedi, DDG E)


SECTION-4.0 (I)**SCHEDULE OF REQUIREMENTS/MATERIALS (UN-PRICED) (FOR SUPPLY OF ONE SET OF STEREO FM DIGITAL AUDIO BROADCAST PROCESSOR)**


| S. No. | Description | Make | Model | Unit | Qty. |
|--------|---|------|-------|--------------|----------------|
| 1.0 | Stereo FM Digital Audio Broadcast processor equipment complete with all accessories as per AIR specification. | | | Set complete | 1 Set complete |
| 2.0 | Any other items/accessories offered for the completeness of the system (Items wise details of offered and included material with part numbers, if any are to be given by the tenderer) | | | Lot | 1 Lot |
| 3.0 | Technical Manuals (for Installation, Testing, Commissioning, Operation, Maintenance & Servicing, including theory of operation and fault diagnosis) COLOUR printed and duly bound for Stereo FM Digital Audio Broadcast processor along with soft copy on CD shall be supplied as per distribution given below: | | | | |
| 3.1 | For DDG (E-FM), P & D Unit, DG: AIR, New Delhi-110001 (Within one month of issue of Acceptance of Tender) (irrespective of number of Stereo FM Digital Audio Broadcast processor to be ordered) | | | Set | 1 Set |
| 3.2 | For Consignee {To be supplied along with the equipment} | | | Sets | 2 Sets |
| 3.3 | For the following Offices/Officers, Technical manuals are to be supplied along with the equipment as per distribution given below) (irrespective of number of Stereo FM Digital Audio Broadcast processor to be ordered) | | | Sets | 14 Sets |
| | (i) DDG (E-FM), P&D Unit, DG: AIR - 1 Set | | | | |
| | (ii) Zonal Office (Project Wing) - 5 Sets | | | | |
| | (iii) Zonal Office (Maintenance Wing) - 5 Sets | | | | |
| | (iv) DDG (E-TM), DG: AIR - 1 Set | | | | |
| | (v) Technical Library, P&D Unit, DG: AIR - 1 Set | | | | |
| | (vi) NABM (Technical), New Delhi - 1 Set | | | | |
| | Total - 14 Sets | | | | |
| 4.0 | Inspection charges of Stereo FM Digital Audio Broadcast processor as per AIR specifications | | | Lot | 1 Lot |

SECTION-4.0 (II)**SPARE (OPTIONAL) SCHEDULE OF REQUIREMENTS/MATERIALS (UN-PRICED) (FOR ONE SET OF STEREO FM DIGITAL AUDIO BROADCAST PROCESSOR)**


| S. No. | Description | Make | Model | Unit | Qty. |
|--------|---|------|-------|--------------|----------------|
| 1.0 | Stereo FM Digital Audio Broadcast processor equipment complete with all accessories as per AIR specification. | | | Set complete | 1 Set complete |
| 2.0 | Any other items/accessories offered for the completeness of the system (Items wise details of offered and included material with part numbers, if any are to be given by the tenderer) | | | Lot | 1 Lot |


All India Radio at its own discretion may procure spares for a value not exceeding 10% of the cost of equipments. The tenderer should quote all the essential spares.


(Y.P. Singh, AE)


(V. Panwar, AE)


(Manzoor Ali, ADE)


(on leave)
(Rajendra Nahar, DDE)

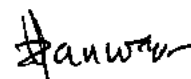

(Aditya Chaturvedi, DDG E)

ANNEXURE-I

PERFORMA FOR INFORMATION ABOUT LOCAL OFFICE /AUTHORIZED REPRESENTATIVE/ DEALER IN INDIA FOR AFTER SALES SUPPORT

| | | |
|---|---|--|
| 1. | Address of local office/authorized representative/dealer | |
| | Telephone (Landline) No. | |
| | Mobile No. | |
| | E-mail Address | |
| 2. | Address for communication (if different) | |
| 3. | Legal Status (local office/authorized representative/dealer) | |
| 4. | Name, address, contact number (Mobile number) & e-mail address of local office/authorized representative/dealer | |
| 5. | Brief details of Technical facilities available for after sales support: The details of technical facilities available with local office/authorized representative/dealer for after sales support such as test bench, necessary test & measuring equipment and photographs thereof, must be provided in the technical bid. | |
| 6. | Main line of business, specialization and number of years of operation | |
| 7. | Total number of permanent technical employees including their designation and qualification | |
| 8. | Details of Agreement/MoU for after sales support with OEM (Copy must be provided with the offer) | Date of Agreement: Executed at : Executed by : |
| (Authorized Signatory of local office/authorized representative/dealer) | | (Authorized Signatory of Audio Broadcast Processor OEM) |
| Name : | | Name : |
| Signature : | | Signature : |
| Place and Date: | | Place and Date: |


(Y.P. Singh, AE)


(V. Panwar, AE)


(Manzoor Ali, ADE)


(Rajendra Nahar, DDE)



(Aditya Chaturvedi, DDG E)

ANNEXURE-II

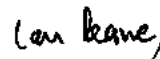
LIST OF PLACES FOR SUPPLY OF STEREO FM DIGITAL AUDIO BROADCAST PROCESSER


| S. No. | Name of places | State | Quantity |
|--------|----------------|----------------|----------|
| 1 | Sultanpur | U.P. | 2 Nos. |
| 2 | Nellore | A.P. | 2 Nos. |
| 3 | Udhampur | J&K | 2 Nos. |
| 4 | Meerut | U.P. | 2 Nos. |
| 5 | Ratlam | Madhya Pradesh | 2 Nos. |
| 6 | Ludhiana | Punjab | 2 Nos. |
| 7 | Etawah | U.P. | 2 Nos. |
| 8 | Gadania | U.P. | 2 Nos. |
| 9 | Nanpara | U.P. | 2 Nos. |
| 10 | Narkatiaganj | Bihar | 2 Nos. |
| 11 | Sitamarhi-I | Bihar | 2 Nos. |
| 12 | Bathnaha | Bihar | 2 Nos. |
| 13 | MaharajGanj | U.P. | 2 Nos. |
| 14 | Guwahati | Assam | 2 Nos. |
| 15 | Kotputli | Rajasthan | 2 Nos. |
| 16 | Kokrajhar | Assam | 2 Nos. |


(Y.P. Singh, AE)


(V. Panwar, AE)

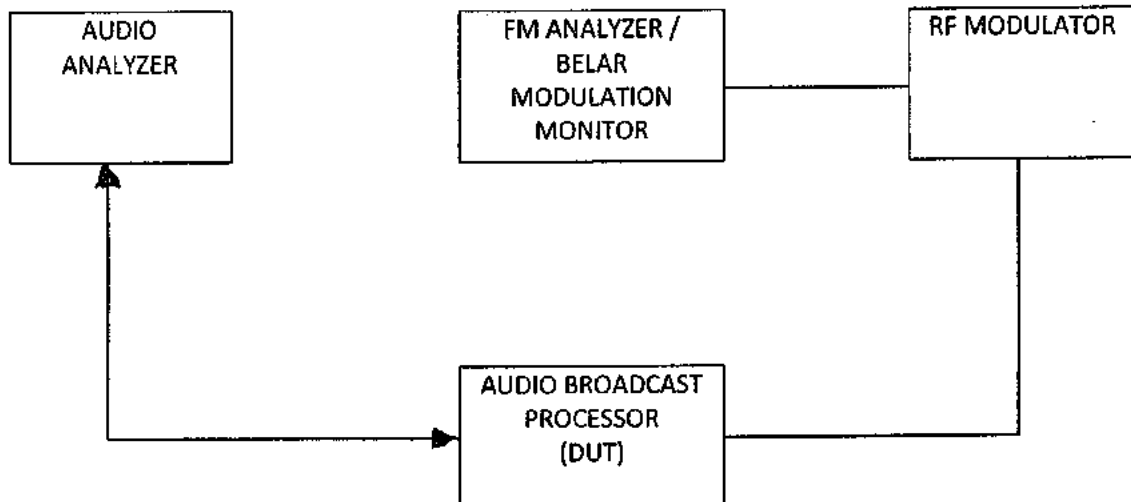

(Manzoor Ali, ADE)


(Rajendra Nahar, DDE)



(Aditya Chandra Veda, DDG B)

ANNEXURE-III

TEST SETUP FOR MEASUREMENT OF AUDIO PROCESSOR
(FOR REFERENCE)




(Y.P. Singh, AE)


(V. Panwar, AE)


(Manzoor Ali, ADE)

(on leave)
(Rajendra Nahar, DDE)


(Aditya Chaturvedi, DDG E)